
















Wolfgang Warmbier	4
About ESD and Quality Control System	5
ESD protected area (EPA), virtual Booth	6
Training and Customer Services	7
Calibration and Registered Products	8 – 9
ECOSTAT® Industrial Flooring, Flooring and Puzzle 	10 – 15
Dissipative Paints and Floor Laying Products 	16 – 17
ECOSTAT® Anti-Fatigue Mats 	18 – 20
ECOSTAT® Table Mats, Mats for Shelves, Anti Slip Mat 	21 – 23
Workstation Systems 	23 – 37
Workstation Chairs 	38 – 48
Kick-Step stool, Foot rest, Sit-stand Stool, Vinyl stool, Castors 	49 – 51
Garments, Badge Holders, Gloves, Finger cots and Glove Probe 	52 – 69
Occupational shoes and safety shoes, Personnel Grounding 	70 – 125
Grounding Accessories 	126 – 130
Test and Measurement 	131 – 158
Air Ionizers 	159 – 169
Brushes 	170 – 172

Packaging Material, Packaging Films

173 – 189



Shielding Shipping Boxes

190 – 194




Foams, dissipative

195



Foams, dissipative and conductive

196



Warning Labels, Floor marking tapes, Adhesive Tapes, Tape Dispenser

197 – 202



EPA Belt Barrier

203 – 204




Office Equipment

205 – 212



Transparent Static Dissipative Material

213 – 215



Small Components Boxes

216 – 220



Handling and Storage

221 – 243



Transport Systems

244 – 250



Service Equipment

251



Maintenance Products and Tacky Mats

252 – 261



We believe that all the information in this catalogue, including technical data, weights and sizes to be reliable. However, we make no warranties expressed or implied and assume no liability regarding any use of this information. All the products listed in this catalogue are subject to our general conditions of sales, supply and payment terms.





Company Wolfgang Warmbier is located in the south of Germany near the Swiss border. The privately owned company has been producing and distributing ESD control products on its 23.000 sqm facility since 1982.

Information
video

An annex to the existing building, built between May 2012 and August 2013, created additional 4700 square meters of office and warehouse space. The storage capacity currently amounts to over 6500 pallet spaces. Furthermore, the new building includes a new ESD laboratory with a walk-in climatic chamber and a training center for 40 people.

Besides production and distribution, our activities include EPA consulting and planning, ESD training and workshops, ESD audits, and material analyses according to the current ESD standards.

Warmbier also specializes in tailoring products to meet the customers ever growing demands for non standard products. Over the last few years we invested in new machinery to optimize and expand production. As well as packaging we also cut table and floor mats to order.



QR-CODES IN THE CATALOGUE

QR-Codes have been used to point out several products. To read the codes, you need a QR-Code scanner on your smart-phone or tablet.

Scan the QR-Codes in the catalogue and you will get a direct link to the video or detailed product informations.



Website



Recommended international standards:

IEC 61340-5-1
Electrostatics – Part 5-1: Protection of electronic devices from electrostatic phenomena
– General requirements –

IEC/TR 61340-5-2
Electrostatics – Part 5-2:
Protection of electronic devices from electrostatic phenomena
– User guide –

IEC 61340-5-3
Electrostatics – Part 5-3
Protection of electronic devices from electrostatic phenomena –
Properties and requirements classification for packaging intended for
discharge electrostatic sensitive devices

DIN IEC/TS 61340-5-4
Electrostatics – Part 5-4
Protection of electronic devices from electrostatic phenomena –
Compliance verification

IEC/TR 61340-5-5
Electrostatics – Part 5-5
Protection of electronic devices from electrostatic phenomena
Packaging systems used in electronic manufacturing



symbols used throughout this catalogue to define products in compliance with IEC 61340-5-1 / IEC 61340-5-3.
All PERMASTAT® products are intended only for ESD protection in industrial electronic production.



Further informations about standards

For the latest information about all ESD standards see www.warmbier.com/esd-standards

QUALITY CONTROL SYSTEM



Since 1998 the company Wolfgang Warmbier maintains a Quality Control System certified by the DQS GmbH.

Scope:
Consulting, manufacturing and supply of static control material and systems.



Download certificates





ESD protected area (sample configuration)

- ① Marking of an Electrostatic Protected Area (EPA)
- ② Personnel Grounding Tester for testing „wrist strap grounding system“ and “Person footwear system”
- ③ Conductive or dissipative flooring system for personnel grounding over “Person footwear system”, grounding of ESD chairs, ESD transport carts etc.
- ④ ESD shoes, heel grunder or toe grunder for „Personnel Grounding“
- ⑤ Wrist strap system for grounding of personnel in seating position
- ⑥ ESD garments are shielding the electrostatic fields of the normal clothing
- ⑦ ESD chairs minimize the chargeability of personnel when getting up and additionally ground a person when sitting down
- ⑧ ESD Workstation with dissipative bench top and dissipative shelves
- ⑨ Galvanized steel shelving system will secure, when grounded properly, the dissipation of charges from conductive or dissipative transport systems and packaging
- ⑩ Utility Cart with 4 conductive castors
- ⑪ ESD packaging (conductive, dissipative and/or ESD shielding) is needed for a proper transport of electronic components and boards within and outside an EPA.
- ⑫ Storage racks are used to store ESDS (Electrostatic Sensitive Devices)
- ⑬ Ionisers can neutralise electrostatic charges on process relevant isolators
- ⑭ ESD safe office equipment like ring binders and lighting magnifiers prevent the danger of electrostatic fields at workstations
- ⑮ Test and measurement equipment is used for verification of all the different ESD items within an EPA

VIRTUAL BOOTH

The virtual booth includes 3D models, information and videos on various measuring and testing devices.



Stand virtual





Training Center

We offer ESD training on-site and also at our own Warmbier Training Center.

See dates and registration form on our website:
www.warmbier.com



ESD training dates



Showroom

CUSTOMER SERVICES

- Consulting, planning of ESD protected areas
- ESD training
- ESD workshops



Laboratory


















Climate chamber



CALIBRATION

The calibration of ESD measure and testing devices is performed in our internal calibration laboratory. This one has implemented a management system according to ISO 9001:2015 and the measuring installations used for calibration are regularly calibrated at an accredited calibration laboratory and therefore traceable to the national standards.

Please use the following part numbers for ordering instrument's calibration:

Part No.	Calibration for	Part No.	Calibration for
 7100.3000.KA	Metriso® 3000	 7100.VB.KA	Veribox VB
 7100.3000.TF.KA	Temp./humidity sensor for Metriso®3000	 7220.410.KA	SRM Mini Probe Model 410
 7100.B530.KA	Metriso® B530	 7220.844.KA	Mini Probe
 7100.TF530.KA	Thermo-Hygrometer TF-530	 7220.844.C.KA	Calibration Unit for Two-Point-Probe
 7110.600.SET.KA	Audit Kit (Set with Metriso®3000)	 7220.890.WE.KA	Two-sided Probe 890
 7110.B530.SET.KA	Audit Kit (Set with Metriso® B530)	 7220.830.SET.KA	Press Down Probe Model 830
 7100.SRM200.KA	SRM®200	 7220.880.KA	Concentric Ring probe Model 880
 7100.SRM110.KA	SRM®110		



All Calibrations
incl. Certificate DE/EN

REGISTERED PRODUCTS

The following products are registered brand names of Company Wolfgang Warmbier.

Product

PERMASTAT®
IDP-STAT®
HIGHSHIELD®
CARBOSTAT®
SAFESHIELD®

Product

PGT®
SRM®
EFM®
ECOSTAT®

Part No.	Calibration for
 7100.PGT120.KA	PGT®120
 7100.PGT120.COM.KA	PGT®120.COM
 7100.PGT120.CU.KA	Calibration Unit PGT®120
 7100.181.KA	Safety Pips / Safety Pips K
 7100.181.C.KA	Calibration Unit Safety Pips
 7100.EFM51.KA	EFM®51
 7100.EFM51.WT.KA	EFM®51 Walking Test Kit

Part No.	Calibration for
 7100.WT5000.KA	WT5000
 7100.CPM74.KA	CPM 74
 7100.CPM35.KA	CPM 35
 7100.PGT130.DT.CU.KA	Calibration Unit PGT130DT
 7100.RM.VU.KA	Verification Unit

! All Calibrations
incl. Certificate DE/EN



Calibration laboratory





Electronic production Co. Inpotron, Hilzingen

Conductive and static dissipative floors are the most basic and the most important elements in the building of a functional EPA (ESD Protected Area)

We offer you:


- Competence and Know-how
- Custom adapted solutions
- Design and material according to customer's request
- Static dissipative material
- Test reports according to current standards

PRODUCTS:

- RUBBER FLOORING
- PVC FLOORING
- CARPET FLOORING
- FLOOR COATING
- ANTI-FATIGUE MATS
- PUZZLE-BODEN



Anti-fatigue mats with optional yellow bevelled edges or with interlocking system



ESD Floor Cleaner
see page 260

conductive
backing



1305.7004



Installation in
double-cut
technique



High performance PVC flooring material on rolls, specially designed for the electronic industry. Constant electrostatic discharge capability under use of suitable conductive adhesives.

- Material: PVC single-layered
- Thickness: 2 mm
- Conductive backing
- Electrostatic dissipative flooring
- Insulation resistance for personnel safety acc. to DIN VDE 0100-410
- Satin mat surface with long-term sealing
- Easy maintenance
- High abrasion resistance
- Suitable for forklift traffic when used fiber-reinforced adhesive, recommendation: Thomsit K192F
- Available on rolls



Instructions for use

**IEC
EN**

Part No.	Standard Sizes	Colour
1305.7004	2,0 m x 20 m	Grey, ca. RAL 7004



ACCESSORIES



Quick-Lift adhesive
tape see page 17



Adhesive see page 17

**WELDING ROD
FOR ECOSTAT® DF PR-2.0**




Part No.	Size	Colour
1300.7004	4 mm x 100 m / Roll	ca. RAL 7004



ECOSTAT® PR – 2.0 PVC – FLOORING

conductive
backing



1250.7004.R

Flooring material for „do it yourself“ floor laying

- Two layer material
- Volume conductive
- Abrasion resistant
- Elastic
- Suitable for chair castors, depending on floor substrate
- Reusable
- Conductive backing
- Self-laying (without glue)

IEC
EN

Part No.	Standard Size	Thickness	Colour
1250.7004.R	2,0 m x 9 m	2 mm	Grey
1250.7004.Z	Custom sizes on request	2 mm	Grey

ECOSTAT® MEGA – RUBBER - FLOORING



1250.670 / 1250.680

IEC
EN

Part No.	Standard Size	Thickness	Colour
1250.670.R	1,45 m x 10 m	2 mm	Grey
1250.670.Z	Custom sizes on request	2 mm	Grey
1250.680.R.2	1,22 m x 10 m	3,5 mm	Grey
1250.680.Z	Custom sizes on request	3,5 mm	Grey



- Rounded edges
- 2 x 10 mm snap
- Incl. Grounding Cord with protective cap, 10 mm snap/4 mm ring terminal, 1 Mohm safety resistor, 4,5 m length (Part No. 2250.790.2, see page 74)



2250.790.2



PVC

! ACCESSORIES



ESD-Floor-Cleaner
see page 260

Grounding box
see page 130

Quick-Lift adhesive
tape see page 17

Part No.	Standard Size	Thickness	Colour
ECOSTAT® Mega – Rubber			
1250.671	1450 x 1650 mm	2 mm	Grey
1250.672	1450 x 2500 mm	2 mm	Grey
1250.681	1220 x 1650 mm	3,5 mm	Grey
1250.682	1220 x 2500 mm	3,5 mm	Grey
ECOSTAT® PR – 2.0 PVC			
1250.7004.L	1500 x 2000 mm	2 mm	Grey



ECOSTAT®-DF CENTRA-NV PRO



1810.HG



1810.RB



1810.AZ



Instructions for use



Hard-wearing Polyamide flooring material on rolls, specially designed for the electronic industry.


Constant electrostatic dissipative properties, using a special conductive glue, Thomsit T412 and a conductive finish, Thomsit R762.

- Electrostatic dissipative Polyamide flooring
- Easy maintenance
- 100 % Polyamide with conductive fiber
- High abrasion resistance
- Available on rolls

Other colours on request!



ACCESSORIES



Aluminium tape
see page 202



Grounding box
see page 130

IEC
EN

Part No.	Sizes	Colour
1810.HG	2,0 m x 25 - 35 m	Light grey
1810.RB	2,0 m x 25 - 35 m	Royal blue
1810.AZ	2,0 m x 25 - 35 m	Anthracite

CONDUCTIVE FINISH AND ADHESIVE FOR CENTRA NV



Conductive glue
For Ecostat®-DF CENTRA-NV Polyamide

Consumption: app. 450 g/m²




Conductive finish
Alternative to copper band

Consumption: app. 150 g/m²

Part No.	Pail
1280.T412	14 kg

Part No.	Pail
1280.R762	10 kg




Instructions for use



1330.PF.ESD




Tip: Laying with a soft-face hammer



dovetail joint

Flooring material for „do it yourself“ floor laying

- Two layer material (Puzzle)
- Volume conductive
- Abrasion resistant
- Conductive backing
- Suitable for chair castors
- Suitable for forklift traffic
- Reusable
- Self-laying (without glue)
- Easy handling using tools for woodwork
- Colour: grey



1330.PF.06.R

1330.PF.06.RES



Part No.	Standard Size	Quantity
Puzzle tile		
1330.PF.06	635 x 635 x 6 mm	6 pieces (2,42 qm)
1330.PF.ESD	635 x 635 x 6 mm with ESD symbol	1 piece
Transition (optional)		
1330.PF.06.R	635 x 310 mm	1 piece
Corner (optional)		
1330.PF.06.RES	310 x 310 mm	1 piece



Grounding box
see page 130



ECOSTAT®-DF POLYCAN WL 2



- Application without conductive layer
- **Dissipative, water based, 2 component epoxy paint**
- Glossy surface
- Colour grey ~ RAL 7035, other colours available on request
- Medium abrasion resistance
- Suitable for hard floors in EPA's
- Suitable for new and existing floors
- Easy application and rework using a roller
- Set includes a grounding connector
- Consumption: approx. 1 kg for 2,5 m² (2 applications)



Instructions for use



Aluminum angle
for grounding
purposes

IEC
EN

Part No.	Pail
1131.7035.WL2.10	10 kg

ECOSTAT®-DF POLYCAN MATT FINISH



Instructions for use



Aluminum angle
for grounding
purposes



- Application without conductive layer
- **Dissipative, solvent based, 2 component polyurethane paint**
- Matt finish
- Colour grey, ~ RAL 7035, other colours available on request
- Medium abrasion resistance
- For horizontal and vertical surfaces
- Suitable for hard and resilient surfaces in EPA's
- Suitable for new and existing floors
- Easy application and rework using a roller
- Set includes a grounding connector
- Consumption: approx. 1 kg for 4 m² (2 applications)



EASY application using a roller

IEC
EN

Part No.	Pail
1132.7035.M.10	10 kg

„QUICK-LIFT“ ADHESIVE TAPE



Double-sided adhesive tape, specially for temporary flooring according to the quick-lift technique.

- For light industrial applications
- Accurate tensile strength
- Highly adhesive upper surface
- Bottom surface specially designed for quick lifting
- Prevents wavy floor installation

DT100: clean removal (lower adhesion)

Part No.	Standard Size
1280.DT100	0,8 m x 25 m

„QUICK-LIFT“ ADHESIVE TAPE



Double-sided adhesive tape, specially for temporary flooring according to the quick-lift technique.

- For light industrial applications
- Accurate tensile strength
- Highly adhesive upper surface
- Bottom surface specially designed for quick lifting
- Prevents wavy floor installation

DT200: for quick lifting

Part No.	Standard Size
1280.DT200	0,8 m x 25 m

SPECIAL ADHESIVES




1280.K192F




1280.T412

Part No.	Pail	Consumption	
1280.K192F	13 kg	app. 280 g/m ²	For Ecostat®-DF PR – 2.0 PVC and DF MEGA rubber
1280.T412	14 kg	app. 450 g/m ²	For Ecostat®-DF CENTRA-NV Polyamide





2821.AL.50
Alternative grounding
possible with a self-
adhesive aluminium tape



application example

Static dissipative Anti-Fatigue material, for use in EPA's with hard floors, improves worker comfort and productivity.

- Static dissipative PUR material
- Ergonomic
- Soft and Elastic
- Dome cell structure
- Improved standing comfort
- Heat and sound absorbent
- Improved Anti-Fatigue properties
- Interlocking mats for large area, easy extension
- Smallest configuration: 2 end tiles
- Blister diameter: 8 mm
- **Class B1**
- Anti-skid and shock absorbent
- Bevel sides
- 10 mm snap connection
- Standard mats sizes

Custom sizes available on request

IEC
EN

Part No.	Standard Sizes	Colour
1307.B1.0650.0940.VE	End tile: 650 x 940 x 13 mm incl. 10 mm snap	Black
1307.B1.0650.0910.VM	Middle tile: 650 x 910 x 13 mm	Black
1307.B1.0650.0650.VC	Corner tile: 650 x 650 x 13 mm incl. 10 mm snap	Black
1307.B1.Z	Custom size on request	Black
2821.AL.50	self-adhesive aluminium tape, 50 m/roll	



Static dissipative Anti-Fatigue material, for use in EPA's with hard floors, improves worker comfort and productivity.

- Static dissipative PUR material
- Ergonomic
- Soft and Elastic
- Dome cell structure
- Improved standing comfort
- Heat and sound absorbent
- Improved Anti-Fatigue properties
- Interlocking mats for large area, easy extension
- Custom size available on request
- Smallest configuration: 2 end tiles

- Blister diameter: 8 mm
- **Class B1**
- Anti-skid and shock absorbent
- Bevel sides
- 10 mm snap connection
- Standard mats sizes

Custom sizes available on request




Part No.	Standard Sizes	Colour
1307.B1.Q970.Q635.VE	End tile: 970 x 635 x 13 mm incl. 10 mm snap	Black
1307.B1.Q970.Q610.VM	Middle tile: 970 x 610 x 13 mm	Black
1307.B1.Q970.Q970.VC	Corner tile: 970 x 970 x 13 mm	Black
1307.B1.Z	Custom size on request	Black
2821.AL.50	self-adhesive aluminium tape, 50 m/roll	



ECOSTAT® ANTI-FATIGUE MATS


„EASY STANDING“



Custom sizes available on request
Anti-fatigue mats with optional yellow bevelled edges or with interlocking system



Grounding box
see page 130



2821.AL.50
Alternative grounding possible with a self-adhesive aluminium tape



application example


Static dissipative Anti-Fatigue material, for use in EPA's with hard floors, improves worker comfort and productivity.

- Static dissipative PUR material
- Ergonomic
- Soft and Elastic
- Dome cell structure
- Improved standing comfort
- Heat and sound absorbent
- Improved Anti-Fatigue properties
- Possible extension by glueing
- Blister diameter: 14 mm

- **Class B1**
- Anti-skid and shock absorbent
- Bevel sides
- 10 mm snap connection
- Standard mats sizes

IEC
EN

Part No.	Standard Sizes	Colour
1306.B1.0650.0950	650 x 950 x 13 mm incl. 2 x 10 mm snap	Black
1306.B1.Z	Custom size on request	Black



conductive
backing

- Two layer material
- Rugged synthetic rubber
- Resistant to solder and heat
- Abrasion resistant
- Elastic
- Volume conductive
- Thickness: 2 mm
- Includes 2 x 10 mm snap fastener and rounded edges*




Profile



Part No.	Colour	Standard Sizes
1402.662.L*	Beige	610 x 1220 mm
1402.662.S*	Beige	610 x 900 mm
1402.662.R		rolls: 1220 mm x 10 m
1402.662.R10		rolls: 1000 mm x 10 m
1402.662.R61		rolls: 610 mm x 10 m
1402.662.Z		Custom sizes available on request

*rounded edges (radius approx. 43 mm)



Part No.	Colour	Standard Sizes
1402.663.L*	Platinum grey	610 x 1220 mm
1402.663.S*	Platinum grey	610 x 900 mm
1402.663.R		rolls: 1220 mm x 10 m
1402.663.R10		rolls: 1000 mm x 10 m
1402.663.R61		rolls: 610 mm x 10 m
1402.663.Z		Custom sizes available on request

*rounded edges (radius approx. 43 mm)




Part No.	Colour	Standard Sizes
1402.664.L*	Green	610 x 1220 mm
1402.664.S*	Green	610 x 900 mm
1402.664.R		rolls: 1220 mm x 10 m
1402.664.R61		rolls: 610 mm x 10 m
1402.664.Z		Custom sizes available on request

*rounded edges (radius approx. 43 mm)



Part No.	Colour	Standard Sizes
1402.665.L*	Light blue	610 x 1220 mm
1402.665.S*	Light blue	610 x 900 mm
1402.665.R		rolls: 1220 mm x 10 m
1402.665.R10		rolls: 1000 mm x 10 m
1402.665.R61		rolls: 610 mm x 10 m
1402.665.Z		Custom sizes available on request

*rounded edges (radius approx. 43 mm)



application examples



Very good anti slip properties,
lengthwise and crosswise

- **Anti slip profile, lengthwise and crosswise – double-sided**
- **Permanent, carbon loaded**, conductive rubber
- For carts and transport rollis
- Durable, low-wear, synthetic rubber
- Thickness: 2 mm




ESD cleaner for dissipative and
conductive surfaces see page 260


**IEC
EN**

Part No.	Colour	Standard Sizes
1453.7300.R	Black	rolls: 1220 mm x 10 m
1453.7300.Z		Custom sizes available on request

ECOSTAT® MATS FOR SHELVES



conductive
backing

- Two layer material
- Rugged synthetic rubber
- Resistant to solder and heat
- Abrasion resistant
- Elastic
- Volume conductive
- Thickness: 1,5 mm

IEC
EN



Part No.	Colour	Standard Sizes
1452.659.R	Black	rolls: 1220 mm x 10 m
1452.659.R61	Black	rolls: 610 mm x 10 m
1452.659.R40	Black	rolls: 400 mm x 10 m
1452.659.Z		Custom sizes available on request

TABLE MAT SET



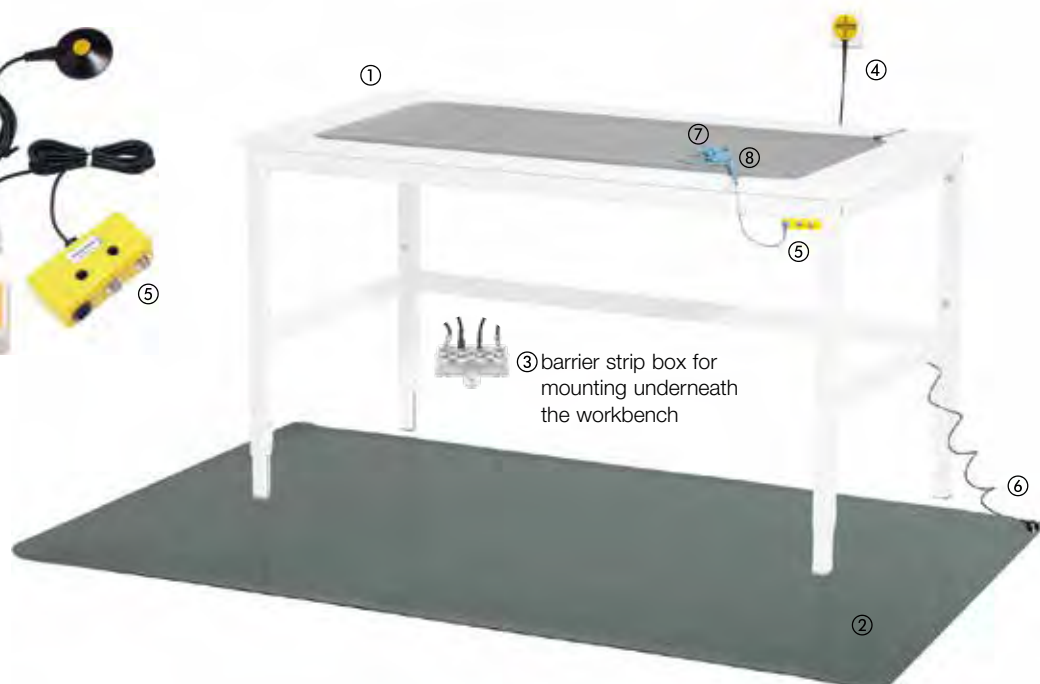
IEC
EN

Part No.	
1402.690.SET.N	Table mat set, includes:
① 1402.663.L	1 table mat 610 x 1220 x 2 mm
② 2200.115.Y	1 grounding cord, 10 mm encapsulated snap / protective cap and plug socket, length: 4,5 m
③ 2050.750.7	1 adjustable wrist strap
④ 2100.752.7.10	1 coil cord 2,4 m





Sample connection of the barrier strip box ③



①



②



②b



③



④



⑤



⑥



⑦



⑧



ESD cleaner for
dissipative and
conductive surfaces
see page 260



Part No.

1250.683**Workstation set, includes:**

①	1402.663.L	1 table mat 610 x 1220 x 2 mm
②	1250.682	1 floor mat made of synthetic rubber 1220 x 2500 x 3,5 mm
③	2200.B	1 barrier strip box for 7 wires connection
④	2200.113.Y	1 grounding plug with a 4 mm ring terminal
⑤	2200.121.10.Y	1 earth connecting box with 2 x 10 mm snaps and 1 x 4 mm banana plug socket
⑥	2250.790	2 grounding cords with protective cap, 10 mm snap and a 4 mm ring terminal
⑦	2050.750.3	1 adjustable wrist strap
⑧	2100.752.3.10	1 coil cord 2,4 m

1250.473.N**Workstation set, includes:**

①	1402.663.L	1 table mat 610 x 1220 x 2 mm
②b	1250.7004.L	1 floor mat PVC 1500 x 2000 x 2,0 mm
③	2200.B	1 barrier strip box for 7 wires connection
④	2200.113.Y	1 grounding plug with a 4 mm ring terminal
⑤	2200.121.10.Y	1 earth connecting box with 2 x 10 mm snaps and 1 x 4 mm banana plug socket
⑥	2250.790	2 grounding cords with protective cap, 10 mm snap and a 4 mm ring terminal
⑦	2050.750.3	1 adjustable wrist strap
⑧	2100.752.3.10	1 coil cord 2,4 m

ESD Garments
from page 52

Transport Rollis
from page 244

Software for Data Terminal
see page 137

Adhesive Tapes
from page 200

Test and Measurement
from page 131

Packaging Material
from page 173

Office Equipment
from page 205

Air Ionizers
from page 159

Flooring Material
from page 10

Anti-Fatigue Mats
from page 18

Sit-Stand Stool
see page 50

Workstation Accessories
from page 36

ESD Warning Labels
from page 197

Tote Boxes
from page 221





Overview		page
①	Workbenches	27
②	Aluminium posts 2100	28
③	Additional sliding rail	28
④	Galvanized sliding hanger	28
⑤	Continuously adjustable shelf	28
⑥	Moveable storage rack	29
⑦	Storage rack	29
⑧	Storage rack holder	29
⑨	Storage bin holder	29
⑩	Metallic cable conduit	30
⑪	Integrated task lights	30
⑫	Cabinets + Partitions for drawers	30 – 31



- Metallic support 40 x 40 x 2 mm
- Reinforced metallic construction
- Workbench adjustable height between 750 and 950 mm
- Conductive grey paint finish
- Benchtop made of conductive chipboard and static dissipative hard laminate
- Includes 1 earth connecting box with 2 x 10 mm snaps and 1 x 4 mm banana plug socket
- Not mounted

IEC
EN

Part No.	Standard dimensions (W x D x H)
1950.LC.3906	1200 x 800 x 750 - 950 mm
1950.LC.3036	1250 x 800 x 750 - 950 mm
1950.LC.3056	1500 x 800 x 750 - 950 mm
1950.LC.3916	1600 x 800 x 750 - 950 mm
1950.LC.3086	1750 x 800 x 750 - 950 mm
1950.LC.3116	2000 x 800 x 750 - 950 mm

SHELVES



- Shelf unit with 2 or 3 supports, height: 350 mm
- Can be mounted on a benchtop (incl. screws)
- Top side coated with dissipative melamine resin, depth: 300 mm, thickness: 25 mm
- Dissipative powder coating
- Maximum load 60 kg

IEC
EN

Part No.	Standard dimensions	supports
1950.LZ.8333	1200 mm length	2
1950.LZ.8334	1250 mm length	3
1950.LZ.8335	1500 mm length	3
1950.LZ.8336	1600 mm length	3
1950.LZ.8337	1750 mm length	3
1950.LZ.8338	2000 mm length	3

② ALUMINIUM POSTS 2100



Suitable only for tables on page 27

- 4 sides selection
- Anodized aluminium profile 45 x 45 mm continuously adjustable height, profile length 1950 mm
- Usable height app. 1500 mm
- Flexible repositioning system
- Cross connecting bar
- Sliding rail frame
- Sliding rail
- Height: 2100 mm

Part No.	Dimensions
1950.LC.8311	1200 mm table length
1950.LC.8312	1250 mm table length
1950.LC.8313	1500 mm table length
1950.LC.8314	1600 mm table length
1950.LC.8315	1750 mm table length
1950.LC.8316	2000 mm table length

③ ADDITIONAL SLIDING RAIL



- Additional sliding rail for equipment installation

Part No.	Dimensions
1950.LZ.3898	1200 mm table length
1950.LZ.3892	1250 mm table length
1950.LZ.3893	1500 mm table length
1950.LZ.3899	1600 mm table length
1950.LZ.3894	1750 mm table length
1950.LZ.3895	2000 mm table length

④ GALVANIZED SLIDING HANGER



- Galvanized sliding hanger
- 20 kg load-bearing capacity
- Width 80 mm

Part No.
1950.LZ.3406

⑤ CONTINUOUSLY ADJUSTABLE SHELF



- Continuously adjustable shelf, with front edge 195 / 345 / 495 mm depth available
- Load bearing capacity: 40 kg
- Dissipative powder coating

for 345 mm depth

Part No.	Dimensions
1950.LZ.8308	1200 mm table length
1950.LZ.8302	1250 mm table length
1950.LZ.8303	1500 mm table length
1950.LZ.8309	1600 mm table length
1950.LZ.8304	1750 mm table length
1950.LZ.8305	2000 mm table length

⑥ MOVEABLE STORAGE RACK



- Articulated, moveable storage rack holder
700 mm length
- Load bearing capacity: 15 kg
- Dissipative powder coating

⑦ STORAGE RACK



application example

- Storage rack, 3 compartments
- Dissipative powder coating

Delivered without storage bins

Part No.	Dimensions
1950.LZ.8248	435 x 165 x 120 mm

Part No.	Dimensions
1950.LZ.3901	430 x 155 x 310 mm

⑧ STORAGE RACK HOLDER



application example

- Extra storage rack holder 15 kg load-bearing capacity
- Dissipative powder coating

Delivered without device

⑨ STORAGE BIN HOLDER



application example

- Continuously adjustable storage bin holder
- 40 kg load-bearing capacity
- Galvanized steel

Delivered without storage bins

Part No.	Dimensions
1950.LZ.8235	370 x 370 mm

Part No.	Dimensions
1950.LZ.8328	1200 mm table length
1950.LZ.8322	1250 mm table length
1950.LZ.8323	1500 mm table length
1950.LZ.8329	1600 mm table length
1950.LZ.8324	1750 mm table length
1950.LZ.8325	2000 mm table length

10 ELECTRO CONDUITS FOR TABLES



- electro conduit with power outlets 230 V/16A
- Stainless steel - conductive powder coated
- 5 m connecting cable with schuko-plug

For use in Germany

Part No.	Dimension	Schuko-double power outlet
1950.EL.0058	1200 mm table width	2
1950.EL.0059	1250 mm table width	2
1950.EL.0060	1500 mm table width	3
1950.EL.0061	1600 mm table width	3
1950.EL.0062	1750 mm table width	3
1950.EL.0063	2000 mm table width	3


11 INTEGRATED LED TASK LIGHT



- Integrated task light with LED, approx. 26 W
Luminous Colour 4000 K

Part No.	Dimension (L x W x H)
1930.TAMETO.SAHQ	956 x 187 x 50 mm

12 CABINETS – FIXED



Cabinets (A-F)

- Solid metal construction with conductive grey paint
- Dimensions: 500 x 580 x 360 mm / 500 x 580 x 560 mm (W x D x H)
- Easy opening drawers
- With central lock
- Fixed
- Dissipative powder coating



Suitable only for tables
Part No. 1950.LC.XXX

IEC
EN

Part No.	Height	Drawer height	Drawers
A 1950.LC.4133	150 mm	150 mm	1
B 1950.LC.4792	300 mm	3 x 100 mm	3
C 1950.LC.4003	500 mm	1 x 50 / 1 x 150 / 1 x 300 mm	3
D 1950.LC.4882	500 mm	1 x 50 / 1 x 100 / 1 x 150 / 1 x 200 mm	4
E 1950.LC.4002	500 mm	1 x 50 / 3 x 100 / 1 x 150 mm	5
F 1950.LC.4001	500 mm	5 x 100 mm	5



G



H



I



J



K

Cabinets (G-K)


- Solid metal construction with dissipative powder coating
- Dimensions incl. handle: 500 x 640 x 730 mm (W x D x H)
(Part No. 1950.LS.1003: 500 x 580 x 620 mm (W x D x H))
- Easy opening drawers
- With central lock
- Moveable
- Suitable for height adjustable workbenches
- Dissipative powder coating

IEC
EN


Part No.	Height	Drawer height	Drawers
G 1950.LS.1006	500 mm	1 x 50 / 1 x 150 / 1 x 300 mm	3
H 1950.LS.1043	500 mm	1 x 50 / 1 x 100 / 1 x 150 / 1 x 200 mm	4
I 1950.LS.1004	500 mm	5 x 100 mm	5
J 1950.LS.1005	500 mm	1 x 50 / 3 x 100 / 1 x 150 mm	5
K 1950.LS.1003	400 mm	1 x 50 / 2 x 100 / 1 x 150 mm	4

12 PARTITIONS FOR DRAWERS


PC MOUNT



L



M



N



- Galvanized steel systems
- For self assembly
- Adjustable partitions
- Height: 80 mm

- For width 180 – 250 mm
- Up to 450 mm depth
- Continuous height adjustment

Part No.	Set	Drawer height	number of usable partitions
L 1950.ZB.3011	1	100 – 300 mm	3
M 1950.ZB.3012	2	100 – 300 mm	8
N 1950.ZB.3013	3	100 – 300 mm	15

Part No.
1950.LZ.3590




TOOL HOLDER PLATE



- Dissipative powder coating

Part No.	Dimensions
1950.LZ.8276	350 x 1200 mm table length
1950.LZ.8272	350 x 1250 mm table length
1950.LZ.8273	350 x 1500 mm table length
1950.LZ.8281	350 x 1600 mm table length
1950.LZ.8274	350 x 1750 mm table length
1950.LZ.8275	350 x 2000 mm table length

BOTTLE HOLDER



For all commercially available bottles and cans

- Made of steel wire, coated, not conductive
- W x D 135 x 115 mm
- Bottle max. Ø 90 mm
- Total height: 200 mm
- Incl. 2x mounting screws

Part No.	Colour
1950.ZB.3573	Grey

HOOK ASSORTMENT



- 28 pieces
- For use on the tool holder plate
- Conductive

Part No.
1950.LZ.8285


MONITOR-/KEYBOARD SUPPORT



- Incl. mouse surface
- double jointed arm
- Dissipative powder coating

Part No.	Mounting panel
1950.LZ.8200	75 mm (VESA)
1950.LZ.8201	100 mm (VESA)

BENCHTOPS



- Replacements benchtops for upgrading existing benches in offices and laboratories
- Hard laminate top side bonded with a conductive glue to a volume conductive chipboard
- Balance hard laminate on the underside
- Available edge: grey ABS
- Standard thickness: 27 mm

Custom sizes and other top side material on request

IEC
EN

Part No.	Colour
1920.Z	Light grey

SHELVES



- Shelf unit with 2 or 3 supports, height: 350 mm
- Can be mounted on a benchtop (incl. screws)
- Top side coated with dissipative melamine resin, depth: 300 mm, thickness: 25 mm
- Dissipative powder coating
- Maximum load 60 kg


IEC
EN

Part No.	Standard dimensions	supports
1950.LZ.8333	1200 mm length	2
1950.LZ.8334	1250 mm length	3
1950.LZ.8335	1500 mm length	3
1950.LZ.8336	1600 mm length	3
1950.LZ.8337	1750 mm length	3
1950.LZ.8338	2000 mm length	3

MOBILE SIDE TABLE ON WHEELS

- Metallic support 40 x 40 x 2 mm
- Reinforced metallic construction
- Conductive grey paint finish
- Benchtop made of conductive chipboard and static dissipative hard laminate, 27 mm
- Colour: grey
- 4 Swivel-Castors, 2 with brake

Custom sizes available on request!



IEC
EN

Part No.	Standard dimensions (W x D x H)
1950.LC.3941.MOB	800 x 600 x 752 - 952 mm
1950.LC.3941.MOB.ZA	Clipboard optional, 800 x 500 mm, 25 mm, melamine resin coated
1950.LC.3941.MOB.SB	Cabinet

WORKBENCHES MELAMINE RESIN COATED HEIGHT ADJUSTABLE VERSION



- Metallic support, 50 x 40 mm with 2 rugged frames
- Workbench adjustable height between 763 and 873 mm
- Dissipative powder coating
- Benchtop made of conductive chipboard and static dissipative melamine resin
- Includes 1 earth connecting box with 2 x 10 mm snaps and 1 x 4 mm banana plug socket
- Suitable for light mechanical work
- Not mounted

IEC
EN

Part No.	Standard dimensions (W x D x H)
Standard table	
1950.LU.4018	1000 x 800 x 763 – 873 mm
1950.LU.4038	1250 x 800 x 763 – 873 mm
1950.LU.4058	1500 x 800 x 763 – 873 mm
1950.LU.4088	1750 x 800 x 763 – 873 mm
1950.LU.4118	2000 x 800 x 763 – 873 mm
Extension table (Standard table required!)	
1950.LU.6018	1000 x 800 x 763 – 873 mm
1950.LU.6038	1250 x 800 x 763 – 873 mm
1950.LU.6058	1500 x 800 x 763 – 873 mm
1950.LU.6088	1750 x 800 x 763 – 873 mm
1950.LU.6118	2000 x 800 x 763 – 873 mm

ALUMINIUM POSTS



- 4 sides selection
- Anodized aluminium profile 45 x 45 mm continuously adjustable height, profile length 1950 mm
- Usable height app. 1500 mm
- Flexible repositioning system
- Cross connecting bar
- Sliding rail frame
- Sliding rail
- Height: 2100 mm

Part No.	Dimensions	suitable for table width
1950.LU.8312	1235 x 655 x 1950 mm	1250 mm
1950.LU.8313	1485 x 655 x 1950 mm	1500 mm
1950.LU.8315	1735 x 655 x 1950 mm	1750 mm
1950.LU.8316	1985 x 655 x 1950 mm	2000 mm



Suitable only for tables
Part No. 1950.LU.XXX



A



B



C



D

Cabinets (A-D)

- Solid metal construction with conductive grey paint
- Dimensions: 500 x 580 x 360 mm / 500 x 580 x 560 mm (W x D x H)
- Easy opening drawers
- With central lock
- Fixed

! Suitable only for tables
Part No. 1950.LU.XXX

IEC
EN

Part No.	Height	Drawer height	Drawers
A 1950.LZ.4562	300 mm	1 x 100 / 1 x 200 mm	2
B 1950.LZ.4662	300 mm	1 x 50 / 1 x 100 / 1 x 150 mm	3
C 1950.LZ.4762	500 mm	1 x 50 / 1 x 100 / 1 x 150 / 1 x 200 mm	4
D 1950.LZ.4812	500 mm	3 x 100 / 1 x 200 mm	4





application examples



Overview	page
Additional sliding rail	28
Galvanized sliding hanger	28
Continuously adjustable shelf	28
Moveable storage rack	29
Storage rack	29
Storage rack holder	29
Storage bin holder	29
Metallic cable conduit	30

Overview	page
Integrated task light	30
Cabinets	31
Partitions for drawers	31
PC mount	31
Tool Holder Plate	32
Monitor- /Keyboard Support	32
Shelves	33



- Simple operation with multi-function switch
- Light segments separately switchable to three different light scenarios
- Lighting intensity 6000 lx at only 14 W power consumption
- Made of static dissipative material
- Continuously dimmable down to 10 %
- 3.5 diopter lens Ø 153 mm, with special conductive coating
- Grounding with 10 mm snap
- Power supply: 100-240 V, 50/60Hz, 3,8 m cord
- Fitted with 48 multichip LEDs
- 3 D joint, light head can be positioned in all planes
- Mounting: with mounting clamp

Part No.	
1930.TEVISIO.784	EPA task lighting magnifier TEVISIO – mounting arm: 784 mm
1930.TEVISIO.984	EPA task lighting magnifier TEVISIO – mounting arm: 984 mm
1930.K	Mounting clamp, span: 0-65 mm
1930.K.2	Mounting clamp, span: 65-135 mm

EPA-TASK LIGHTING MAGNIFIER SNLQ-LED ESD



- LED technology (maintenance-free)
- Made of static dissipative materials
- 3 diopter stadium shaped lens 175 x 105 mm
- Glass magnifier, with special conductive coating
- Segment switching for detection of finest structures and faults
- LED 12W/230V / colour 4000K
- Extends reach ideal for ESD workstations
- Mounting: with mounting clamp
- ESD symbol


Part No.	
1930.SNL.LED	Task lighting magnifier SNLQ LED
1930.K	Mounting clamp, span 0-65 mm
1930.K.2	Mounting clamp, span 65-135 mm




SUPERTEC

Supertec is **the world novelty** among the reference materials. Due to its micropigmentation, it combines the advantages of fabric and integral foam.

- smooth and comfortable
- breathable
- very rugged
- cut resistant
- slip resistant
- easy to clean



Partially hard, but overall very soft.



-  smooth and comfortable
-  easy to clean
-  very rugged due to special plating
-  breathable



Optional armrests
with swiveling pads
(height adjustable)

AIRFLOW STANDARD MODEL

The **AIRFLOW CHAIR** provides a perfect sitting comfort due to its high resilient foam contoured seat. It drains static charges safely, continuously and passively from seated personnel when used in conjunction with conductive flooring or floor mats.

- 5 star base made of conductive painted steel with 5 conductive, soft castors
- Safety gas lift
- Gas lift height adjustment, 450 – 600 mm
- Adjustable seat height, depth and angle
- Seat and dynamic back rest mechanism, individually adjustable
- High quality molded foam pads for perfect comfort
- Conductive plastic back seat shell with ESD symbol
- Back seat with conductive black fabric and ESD symbol
- Standard self-breaking conductive soft castors
- GS certified

Covers:

- **Fabric + Synthetic leather:**
Hard-wearing and conductive upholstery cover for the seat and backrest in black fabric or black synthetic leather
- **SUPERTEC:**
Very durable and conductive SUPERTEC cover for seat and backrest in color gray

IEC
EN



Part No.	Colour	Accessories
1700.AF.S	Fabric, black	without armrests
1700.AF.K	Synthetic leather, black	without armrests
1700.AF.ST	SUPERTEC, grey	without armrests
Accessories		
1700.KS.13	Hard, conductive castors (for carpet floors)	
1700.XS.AF	Dissipative armrests	

AIRFLOW HIGH MODEL

The **AIRFLOW CHAIR** provides a perfect sitting comfort due to its high resilient foam contoured seat. It drains static charges safely, continuously and passively from seated personnel when used in conjunction with conductive flooring or floor mats.

- Seat height from 570 to 850 mm
- 5 star base made of conductive painted steel with 5 conductive glides
- Chromed foot ring, continuously height adjustable
- Safety gas lift
- Adjustable seat height, depth and angle
- Seat and dynamic back rest mechanism, individually adjustable
- High quality molded foam pads for perfect comfort
- Conductive plastic back seat shell with ESD symbol
- Back seat with conductive black fabric and ESD symbol
- GS certified

Covers:

- **Fabric + Synthetic leather:**
Hard-wearing and conductive upholstery cover for the seat and backrest in black fabric or black synthetic leather
- **SUPERTEC:**
Very durable and conductive SUPERTEC cover for seat and backrest in color gray

IEC
EN

Part No.	Colour	Accessories
1710.AFS	Fabric, black	without armrests
1710.AF.K	Synthetic leather, black	without armrests
1710.AF.ST	SUPERTEC, grey	without armrests
Accessories		
1700.XS.AF	Dissipative armrests	



ERGO STANDARD MODEL

The **ERGO CHAIR** provides a perfect sitting comfort due to its high resilient foam contoured seat. It drains static charges safely, continuously and passively from seated personnel when used in conjunction with conductive flooring or floor mats.

- 5 star base made of chromed aluminium with 5 conductive, soft castors
- Safety gas lift
- Gas lift height adjustment, 430 – 600 mm
- Adjustable seat height, depth and angle
- Seat and dynamic back rest mechanism, individually adjustable
- High quality molded foam pads for perfect comfort
- Conductive plastic back seat shell with ESD symbol
- Back seat with conductive black fabric and ESD symbol
- Standard self-breaking conductive soft castors
- GS certified

Covers:

• Fabric + Synthetic leather:

Hard-wearing and conductive upholstery cover for the seat and backrest in black fabric or black synthetic leather

• SUPERTEC:

Very durable and conductive SUPERTEC cover for seat and backrest in color gray



Part No.	Colour	Accessories
1700.ERG.S	Fabric, black	without armrests
1700.ERG.K	Synthetic leather, black	without armrests
1700.ERG.ST	SUPERTEC, grey	without armrests
Accessories		
1700.KS.13	Hard, conductive castors (for carpet floors)	
1700.XS.KSP	Dissipative armrests	

ERGO HIGH MODEL

The **ERGO CHAIR** provides a perfect sitting comfort due to its high resilient foam contoured seat. It drains static charges safely, continuously and passively from seated personnel when used in conjunction with conductive flooring or floor mats.

- Seat height from 570 to 850 mm
- Star base with 5 conductive glides
- Chromed foot ring, continuously height adjustable
- Safety gas lift
- Adjustable seat height, depth and angle
- Seat and dynamic back rest mechanism, individually adjustable
- High quality molded foam pads for perfect comfort
- Conductive plastic back seat shell with ESD symbol
- Back seat with conductive black fabric and ESD symbol
- GS certified

Covers:

• Fabric + Synthetic leather:

Hard-wearing and conductive upholstery cover for the seat and backrest in black fabric or black synthetic leather

• SUPERTEC:

Very durable and conductive SUPERTEC cover for seat and backrest in color gray



Part No.	Colour	Accessories
1710.ERG.S	Fabric, black	without armrests
1710.ERG.K	Synthetic leather, black	without armrests
1710.ERG.ST	SUPERTEC, grey	without armrests
Accessories		
1700.XS.KSP	Dissipative armrests	



Back with
ESD symbol



COMFORT PLUS STANDARD MODEL

The **COMFORT PLUS CHAIR** provides a perfect sitting comfort due to its high resilient foam contoured seat. It drains static charges safely, continuously and passively from seated personnel when used in conjunction with conductive flooring or floor mats.

- 5 star base made of chromed aluminium with 5 conductive, soft castors
- Safety gas lift
- Gas lift height adjustment, 430 - 540 mm
- Adjustable seat height, depth and angle
- Mechanism with synchronous technology
- Seat and dynamic back rest mechanism, individually adjustable
- High quality molded foam pads for perfect comfort
- Conductive plastic back seat shell with ESD symbol
- Back seat with conductive black fabric and ESD symbol
- Standard self-breaking conductive soft castors
- GS certified

Covers:

- **Fabric:**
Hard-wearing and conductive upholstery cover for the seat and backrest in black fabric
- **SUPERTEC:**
Very durable and conductive SUPERTEC cover for seat and backrest in color gray

Adjusting the seat height:

- **1700.KSP.S:** 430 to 540 mm
- **1700.KSP.B:** 430 to 540 mm
- **1700.KSP.ST:** 430 to 540 mm
- **1700.KSP.S.620:** 470 to 620 mm
- **1700.KSP.B.620:** 470 to 620 mm
- **1700.KSP.ST.620:** 470 to 620 mm

IEC
EN



Part No.	Colour	Accessories
1700.KSP.S	Fabric, black	without armrests
1700.KSP.S.620	Fabric, black	without armrests
1700.KSP.B	Fabric, dark blue	without armrests
1700.KSP.B.620	Fabric, dark blue	without armrests
1700.KSP.ST	SUPERTEC, grey	without armrests
1700.KSP.ST.620	SUPERTEC, grey	without armrests
Accessories		
1700.KS.13	Hard, conductive castors (for carpet floors)	
1700.XS.KSP	Dissipative armrests	





Back with
ESD symbol



Optional armrests
with swiveling pads
(height adjustable)

COMFORT PLUS HIGH MODEL

The **COMFORT PLUS CHAIR** provides a perfect sitting comfort due to its high resilient foam contoured seat. It drains static charges safely, continuously and passively from seated personnel when used in conjunction with conductive flooring or floor mats.

- Seat height from 610 to 850 mm
- Star base with 5 conductive glides
- Chromed foot ring, continuously height adjustable
- Safety gas lift
- Adjustable seat height, depth and angle
- Mechanism with synchronous technology
- Seat and dynamic back rest mechanism, individually adjustable
- High quality molded foam pads for perfect comfort
- Conductive plastic back seat shell with ESD symbol
- Back seat with conductive black fabric and ESD symbol
- GS certified

Covers:

- **Fabric:**
Hard-wearing and conductive upholstery cover for the seat and backrest in black fabric
- **SUPERTEC:**
Very durable and conductive SUPERTEC cover for seat and backrest in color gray

IEC
EN

Part No.	Colour	Accessories
1710.KSP.S	Fabric, black	without armrests
1710.KSP.B	Fabric, dark blue	without armrests
1710.KSP.ST	SUPERTEC, grey	without armrests
Accessories		
1700.XS.KSP	Dissipative armrests	



COMFORT STANDARD MODEL

The **COMFORT CHAIR** provides an exceptional sitting comfort due to its high resilient foam contoured seat. It drains static charges safely, continuously and passively from seated personnel when used in conjunction with conductive flooring or floor mats.

- 5 star base made of chromed aluminium with 5 conductive, soft castors
- Safety gas lift
- Gas lift height adjustment, 430 - 570 mm
- Asynchronous mechanism
- Seat and dynamic back rest mechanism, individually adjustable
- Upholstered with a conductive fabric
- Conductive plastic back seat shell with ESD symbol
- Standard self-breaking conductive castors
- GS certified



Back with
ESD symbol



Optional armrests
(height adjustable)



COMFORT HIGH MODEL

The **COMFORT CHAIR** provides an exceptional sitting comfort due to its high resilient foam contoured seat. It drains static charges safely, continuously and passively from seated personnel when used in conjunction with conductive flooring or floor mats.

- Seat height from 670 to 810 mm, star base with 5 conductive glides and a chromed foot ring
- Safety gas lift
- Asynchronous mechanism
- Seat and dynamic back rest mechanism, individually adjustable
- Upholstered with a conductive fabric
- Conductive plastic back seat shell with ESD symbol
- GS certified

IEC
EN



Part No.	Colour	Accessories
1700.KS.B	Blue	without armrests
1700.KS.D	Grey	without armrests
1700.KS.S	Black	without armrests
Accessories		
1700.KS.13	Hard, conductive castors (for carpet floors)	
1700.XS	Dissipative armrests	

IEC
EN

Part No.	Colour	Accessories
1710.KS.B	Blue	without armrests
1710.KS.D	Grey	without armrests
1710.KS.S	Black	without armrests
Accessories		
1700.XS	Dissipative armrests	





ECONOMY PLUS STANDARD MODEL

The **ECONOMY PLUS CHAIR** is designed to provide comfort and safety to the user. It drains static charges safely, continuously and passively from seated personnel when used in conjunction with conductive flooring or floor mats.

- 5 star base made of chromed aluminium with 5 conductive, soft castors
- Safety gas lift
- Gas lift height adjustment, 430 - 540 mm
- Seat and dynamic back rest mechanism, individually adjustable
- Upholstered with a conductive black fabric
- Extended dynamic back rest with spinal cavity, individually adjustable
- Conductive back seat shell with ESD symbol
- Standard self-breaking conductive soft castors
- GS certified



Optional armrests
(height adjustable)



Back with
ESD symbol



ECONOMY PLUS HIGH MODEL

The **ECONOMY PLUS CHAIR** is designed to provide comfort and safety to the user. It drains static charges safely, continuously and passively from seated personnel when used in conjunction with conductive flooring or floor mats.

- Seat height from 670 to 800 mm, star base with 5 conductive glides and a chromed foot ring
- Safety gas lift
- Seat and dynamic back rest mechanism, individually adjustable
- Upholstered with a conductive black fabric
- Extended dynamic back rest with spinal cavity, individually adjustable
- Conductive back seat shell with ESD symbol
- GS certified

IEC
EN



Part No.	Colour	Accessories
1700.ESP.S	Black	without armrests
Accessories		
1700.KS.13	Hard, conductive castors (for carpet floors)	
1700.XS	Dissipative armrests	

IEC
EN

Part No.	Colour	Accessories
1710.ESP.S	Black	without armrests
Accessories		
1700.XS	Dissipative armrests	



Optional armrests
(height adjustable)



Back with
ESD symbol



ECONOMY STANDARD MODEL

The **ECONOMY CHAIR** is designed to provide comfort and safety to the user. It drains static charges safely, continuously and passively from seated personnel when used in conjunction with conductive flooring or floor mats.

- 5 star base made of chromed aluminium with 5 conductive castors
- Safety gas lift
- Gas lift height adjustment, 400 - 520 mm
- Upholstered with a conductive blue or grey fabric
- Conductive back seat shell with ESD symbol
- Standard self-breaking conductive castors
- GS certified

ECONOMY HIGH MODEL

The **ECONOMY CHAIR** is designed to provide comfort and safety to the user. It drains static charges safely, continuously and passively from seated personnel when used in conjunction with conductive flooring or floor mats.

- Seat height from 640 to 760 mm, star base with 5 conductive glides and a chromed foot ring
- Safety gas lift
- Upholstered with a conductive blue or grey fabric
- Conductive back seat shell with ESD symbol
- GS certified

IEC
EN



Part No.	Colour	Accessories
1700.ES.B	Blue	without armrests
1700.ES.D	Grey	without armrests
Accessories		
1700.KS.13	Hard, conductive castors (for carpet floors)	
1700.XS	Dissipative armrests	

IEC
EN

Part No.	Colour	Accessories
1710.ES.B	Blue	without armrests
1710.ES.D	Grey	without armrests
Accessories		
1700.XS	Dissipative armrests	





Back with
ESD symbol

INDUSTRIAL PU-CHAIR STANDARD MODEL

The **INDUSTRIAL PU-CHAIR** is designed to provide comfort and safety to the user. It drains static charges safely, continuously and passively from seated personnel when used in conjunction with conductive flooring or floor mats.

- 5 star base made of chromed aluminium with 5 conductive castors
- Safety gas lift
- Gas lift height adjustment 380 - 510 mm
- Synchronous mechanism
- Seat and back rest made of black conductive PU foam
- Easy to clean
- ESD symbol
- Standard self breaking conductive castors
- GS certified



INDUSTRIAL PU-CHAIR HIGH MODEL

The **INDUSTRIAL PU-CHAIR** is designed to provide comfort and safety to the user. It drains static charges safely, continuously and passively from seated personnel when used in conjunction with conductive flooring or floor mats.

- Seat height from 540 to 800 mm
- Star base with 5 conductive glides
- chromed foot ring, continously height adjustable
- Safety gas lift
- Synchronous mechanism
- Seat and back rest made of black conductive PU foam
- Easy to clean
- ESD symbol
- GS certified

IEC
EN



Part No.	Colour	Accessories
1700.PU	Black	without armrests
Accessories		
1700.KS.13	Hard, conductive castors (for carpet floors)	
1700.XS.PU	Dissipative armrests with adapter	

IEC
EN

Part No.	Colour	Accessories
1710.PU	Black	without armrests
Accessories		
1700.XS.PU	Dissipative armrests with adapter	



Back with
ESD symbol



High backrest



BUSINESS CHAIR

The **BUSINESS CHAIR** provides an exceptional sitting comfort due to its high resilient foam contoured seat. It drains static charges safely, continuously and passively from seated personnel when used in conjunction with conductive flooring or floor mats.

- 5 star base made of chromed aluminium with 5 conductive, soft castors
- Safety gas lift
- Gas lift height adjustment, 450 - 590 mm
- Asynchronous mechanism
- Seat and dynamic back rest mechanism individually adjustable
- Upholstered with a conductive black fabric
- Seat back with conductive black fabric and ESD symbol
- Standard self-breaking conductive castors
- GS certified
- Armrests height adjustable (Part. No. 1700.XS)

IEC
EN



Part No.	Colour	Accessories
1700.BS.S	Black	with armrests
Accessories		
1700.KS.13	Hard, conductive castors (for carpet floors)	





Back with
ESD symbol



VINYL CHAIR

The **VINYL CHAIR** is designed to provide comfort and safety to the user. It drains static charges safely, continuously and passively from seated personnel when used in conjunction with conductive flooring or floor mats.

- For clean production areas
- 5 star base made of chromed aluminium with 5 conductive, soft castors
- Safety gas lift
- Gas lift height adjustment 510 - 640 mm
- Seat and back rest made of black conductive vinyl
- Easy to clean
- ESD symbol
- Standard self breaking conductive castors

IEC
EN

Part No.	Colour	Accessories
1700.VS	Black	without armrests
Accessories		
1700.KS.13	Hard, conductive castors (for carpet floors)	
1700.XS	Dissipative armrests	



Back with
ESD symbol



CLEANROOM CHAIR

The **CLEANROOM** swivel chair has a very good, ergonomic seat comfort due to its molded foam upholstery. It drains static charges safely, continuously and passively from seated personnel when used in conjunction with conductive flooring or floor mats.

- Complies with cleanroom class 3 acc. to DIN EN ISO 14644-1
- Closed seat- and backrest cover
- Closed gas lift
- 5 star base made of chromed aluminium with 5 conductive castors
- Gas lift height adjustment 490 - 630 mm
- Height adjustable backrest
- Seat and dynamic backrest mechanism, individually adjustable
- High quality upholstery for perfect sitting comfort
- Hard wearing, conductive black vinyl for seat and backrest
- Conductive plastic back seat shell with ESD symbol
- Standard self breaking conductive castors
- GS certified

IEC
EN



Part No.	Colour
1730.CR.B	Black
Accessories	
1700.KS.13	Hard, conductive castors (for carpet floors)

CLEANROOM STOOL



- Complies with cleanroom class 3 according to DIN EN ISO 14644-1
- Seat pad made of ESD integral foam pad (PU) with maximum resistance against dirt and easy cleaning
- Closed gas lift
- 5 star base made of chromed aluminium with 5 conductive soft castors
- Gas lift height adjustment 450 - 650 mm
- Standard self breaking conductive soft castors
- With ESD symbol
- GS certified

IEC
EN



Part No.	Accessories
1730.CR.LAB	Black

VINYL STOOL



Dissipative stool with height adjustment

- For clean production areas
- 5 star base made of chromed aluminium with 5 conductive, soft castors
- Safety gas lift
- Gas lift height adjustment 500 - 640 mm
- Seat made of black conductive vinyl
- Easy to clean
- ESD symbol
- Standard self breaking conductive castors

IEC
EN

Part No.	Accessories
1700.VH	Black
1700.KS.13	Hard, conductive castors (for carpet floors)

CASTORS / SIT-STOP CASTORS, OPTIONAL ACCESSORY

1700.KS.6



1700.KS.13



- Retrofittable

Sit-stop castors:

- Immobilization while seating
- Mobility in the unloaded state
- Fit all chair types in this catalogue

Hard castors:

- Fit all chair types in this catalogue, except high models

IEC
EN

Part No.	Accessories
1700.KS.6	Sit-stop castors
1700.KS.13	Hard, conductive castors (for carpet floors)



PU SIT-STAND STOOL



Dissipative sit-stand stool with height adjustment

- Dissipative and robust construction with antiskid glides, Colour: black
- Locking height adjustment
- Dissipative PU-foam seat
- 16° tilting seat for excellent body contact
- GS certified
- ESD symbol

IEC
EN



Part No.	Colour
1700.S	Black

VINYL SIT-STAND STOOL



Dissipative sit-stand stool with height adjustment

- Chrome base with non-slip dissipative knobs
- Colour: black
- Gas lift height adjustment 540 - 800 mm
- Continuously adjustable seat
- Seat made of conductive vinyl
- 360° tilting seat for excellent body contact
- ESD symbol

IEC
EN

Part No.	Colour
1700.S.V	Black

ESD-STANDING AID FLEX WITH CONDUCTIVE FOOT-RING



- Seat height from 510 to 780 mm
- 360° turnable
- Integral foam in colour "black"
- Height adjustment by safety gas spring
- 5-star base made of aluminium with conductive glides
- Conductive foot ring (height adjustable)

IEC
EN



Part No.	Colour
1700.S.FLEX	Black

ESD-STANDING AID FLEX2



- Seat height from 510 to 780 mm
- 360° turnable
- Integral foam in colour "black"
- Height adjustment by safety gas spring
- 5-star base made of aluminium with conductive glides

IEC
EN



Part No.	Colour
1700.S.FLEX2	Black

FOOT REST



Adjustable, conductive foot rest.

- Enhances the ergonomic sitting comfort
- Stable metallic construction
- Footrest made of robust aluminum checker plate
- Dissipative, non-slip floor glides
- Height and inclination adjustable
- Ground cord with 10 mm snap / 4 mm ring terminal
- Dimensions: 550 x 385 x 445 mm
- ESD symbol

Part No.	Colour
1740.MS	black / metall

FOOT REST



Adjustable, conductive foot rest.

- Enhances the ergonomic sitting comfort
- Stable metallic construction
- ECOSTAT® anti slip mat
- Colour: black
- Rubber contact pads
- Height and inclination adjustable
- Ground cord with 10 mm snap / 4 mm ring terminal
- Complies with DIN 4556
- GS certified
- Dimensions 450 x 350 mm
- ESD symbol

IEC
EN



Part No.	Colour
1740.FS	Black

KICK-STEP-STOOL, PP-MATERIAL



Dissipative KICK-STEP STOOL

- made of polypropylene (PP)
- carbon loaded and volume conductive
- with 3 spring loaded castors
- Height: 410 mm
- Diameter: 283 mm
- Max. load: 150 kg
- Weight: 2,5 kg

IEC
EN

Part No.	Colour
1750.RH	Black

KICK-STEP STOOL, METAL



Conductive, spring loaded metal castors and anti-skid rubber

Dissipative KICK-STEP STOOL

- Robust metal construction with 3 conductive, spring loaded metal castors
- Dissipative floor mat on both standing areas
- Dimensions:
 - Top standing area – diameter: 280 mm / Height: 420 mm
 - Bottom standing area – diameter: 340 mm / Height: 220 mm
- Max. load: 150 kg
- Weight: 5 kg

IEC
EN

Part No.	Colour
1750.410	Black



WORKWEAR

INDIVIDUAL WORKWEAR

CUSTOM SIZES, DESIGN AND LOGOS
AVAILABLE ON REQUEST!

SIEMENS

Sample



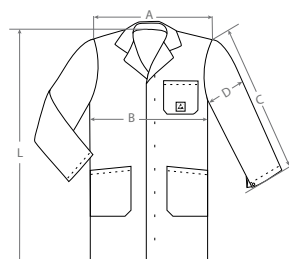
STANDARD SMOCK AM-160

- **Standard**
- Unisex sizes
- 3/4 design, long sleeves
- Static dissipative fabric made of a mixture of 65% Polyester, 32% Cotton and 3% Carbon coated yarn
- Lightweight, breathable and comfortable
- Easy snap fastening
- Machine washable up to 60 °C
- Weight 156 g/m²
- Conductive in 4 mm grid
- Breast pocket with ESD symbol
- Two side pockets

IEC
EN

Part No.	Colour
2610.AM160.*	White
2630.AM160.*	Blue

*XS – 5XL



Größe / Size	A [cm]	B [cm]	C [cm]	D [cm]	L [cm]
XS	44	52	60	21	99
S	46	55	61	22	100
M	48	57	62	23	100
L	50	60	63	24	101
XL	52	63	64	25	102
2XL	55	68	65	27	103
3XL	58	72	66	28	103
4XL	61	76	67	30	104
5XL	64	80	67	31	105



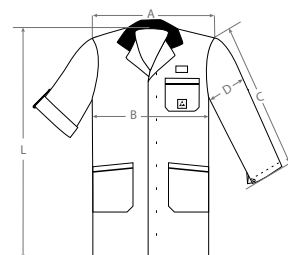
SMOCK AM-160 WITH APPLICATIONS

- **With Applications**
- Unisex sizes
- Static dissipative fabric made of a mixture of 65% Polyester, 32% Cotton and 3% Carbon coated yarn
- Lightweight, breathable and comfortable
- Easy snap fastening
- Machine washable up to 60 °C
- Weight 156 g/m²
- Conductive in 4 mm grid
- Breast pocket with ESD symbol
- Two side pockets
- Folded sleeves fixture with a snap

IEC
EN

Part No.	Colour
2618.AM160.B*	Blue/Dark blue
2618.AM160.W*	White/Blue

*XS – 5XL



Größe / Size	A [cm]	B [cm]	C [cm]	D [cm]	L [cm]
XS	44	52	60	21	99
S	46	55	61	22	100
M	48	57	62	23	100
L	50	60	63	24	101
XL	52	63	64	25	102
2XL	55	68	65	27	103
3XL	58	72	66	28	103
4XL	61	76	67	30	104
5XL	64	80	67	31	105



SMOCK AM-160 WITH CONDUCTIVE CUFFS



Video



conductive
cuffs



earth bonding
point

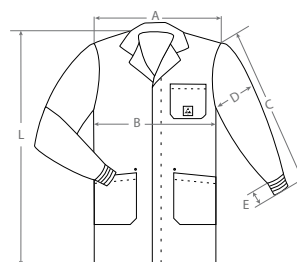
- With conductive cuffs
- 3 mm snap: earth bonding point for personnel grounding with a coil cord
- Unisex sizes
- 3/4 design, long sleeves
- Static dissipative fabric made of a mixture of 65% Polyester, 32% Cotton and 3% Carbon coated yarn
- Lightweight, breathable and comfortable
- Easy snap fastening
- Machine washable up to 60 °C
- Weight 156 g/m²
- Conductive in 4 mm grid
- Breast pocket with ESD symbol
- Two side pockets

IEC
EN

Part No.	Colour
2615.AM160.C.*	White
2635.AM160.C.*	Blue
*XS – 5XL	



grounding via coilcord



Größe / Size	A [cm]	B [cm]	C [cm]	D [cm]	L [cm]
XS	44	52	65	21	99
S	46	55	66	22	100
M	48	57	67	23	100
L	50	60	68	24	101
XL	52	63	69	25	102
2XL	55	68	70	27	103
3XL	58	72	71	28	103
4XL	61	76	72	30	104
5XL	64	80	72	31	105



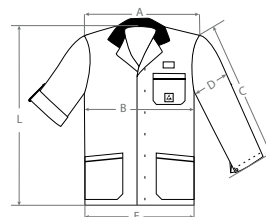
SHORT SMOCK KL-160

- **With Applications**
- Unisex sizes
- 1/2 design, long sleeves
- Static dissipative fabric made of a mixture of 65% Polyester, 32% Cotton and 3% Carbon coated yarn
- Lightweight, breathable and comfortable
- Easy snap fastening
- Machine washable up to 60 °C
- Weight 156 g/m²
- Conductive in 4 mm grid
- Breast pocket with ESD symbol
- Two side pockets
- Folded sleeves fixture with a snap

IEC
EN

Part No.	Colour
2660.KL160.B*	Blue/Dark blue
2660.KL160.W*	White/Blue

*XS – 5XL



Größe / Size	A [cm]	B [cm]	C [cm]	D [cm]	E [cm]	L [cm]
XS	44	53	59	20	54	79
S	46	55	60	22	57	80
M	48	57	60	23	60	81
L	50	60	61	24	63	82
XL	52	63	62	25	66	82
2XL	55	68	63	27	69	84
3XL	58	72	64	28	72	85
4XL	61	76	65	30	75	86
5XL	64	80	66	31	78	87

**SMOCK AM-120**

- Unisex sizes
- For clean production areas
- Static dissipative fabric made of a mixture of 98% Polyester 2% Carbon coated yarn
- Lightweight and comfortable
- Easy snap fastening
- Machine washable up to 40 °C
- Weight 120 g/m²
- Conductive 4 mm grid
- Breast pocket with ESD symbol

IEC
EN

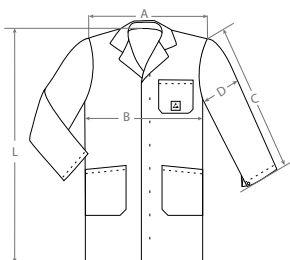
Part No.	Colour
8710.AM120.*	White
*S – 3XL	

**SMOCK AM-110
EXTRA LIGHT**

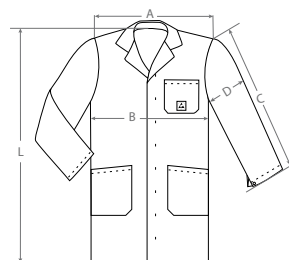
- UNISEX sizes
- 3/4 design, long sleeves
- Static dissipative fabric made of a mixture of 50% Polyester, 47% Cotton and 3% Carbon coated yarn
- Lightweight, breathable and comfortable
- Machine washable up to 60 °C
- Weight 110 g/m²
- Conductive in 4 mm grid
- Breast pocket with ESD symbol
- Two side pockets
- Easy snap fastening

IEC
EN

Part No.	Colour
2610.AM110.*	White
*S – 5XL	



Größe / Size	A [cm]	B [cm]	C [cm]	D [cm]	L [cm]
S	46	55	61	22	100
M	48	57	62	23	100
L	50	60	63	24	101
XL	52	63	64	25	102
2XL	55	68	65	27	103
3XL	58	72	66	28	103



Größe / Size	A [cm]	B [cm]	C [cm]	D [cm]	L [cm]
S	46	55	61	22	100
M	48	57	62	23	100
L	50	60	63	24	101
XL	52	63	64	25	102
2XL	55	68	65	27	103
3XL	58	72	66	28	103
4XL	61	76	67	30	104
5XL	64	80	67	31	105



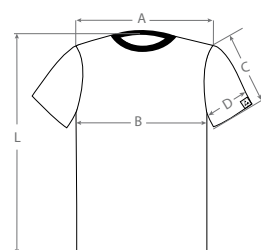
T-SHIRTS

- UNISEX sizes
- Static dissipative fabric for use in ESD protected areas
(**White/Blue/black:** 97% Cotton, 3% Carbon coated yarn)
(**Grey:** 88% Cotton, 9% Polyester, 3% Carbon coated yarn)
- Lightweight, breathable and comfortable
- Machine washable up to 40°C
- Weight: **Blue/Black/Grey:** 150 g/m²
White: 160 g/m²
- Sleeve with ESD symbol

IEC
EN

Part No.	Colour
2655.T.*	Grey
2657.T.*	Blue
2659.T.*	Black

*XS – 5XL



Größe / Size	A [cm]	B [cm]	C [cm]	D [cm]	L [cm]
XS	41	51	21	21	66
S	43	53	21	21	66
M	46	55	22	22	68
L	48	58	22	23	70
XL	50	62	24	25	71
2XL	52	66	26	26	72
3XL	54	70	26	28	73
4XL	56	74	26	29	75
5XL	58	78	27	30	77



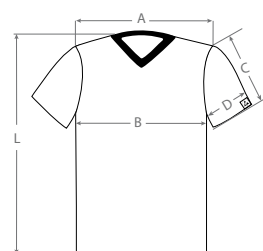
T-SHIRTS V-NECK

- UNISEX sizes
- Static dissipative fabric for use in ESD protected areas
(**White/Blue/black:** 97% Cotton, 3% Carbon coated yarn)
(**Grey:** 88% Cotton, 9% Polyester, 3% Carbon coated yarn)
- Lightweight, breathable and comfortable
- Machine washable up to 40°C
- Weight: **Blue/Black/Grey:** 150 g/m²
White: 160 g/m²
- Sleeve with ESD symbol

IEC
EN

Part No.	Colour
2656.TV.*	Grey
2658.TV.*	Blue
2660.TV.*	Black

*XS – 5XL



Größe / Size	A [cm]	B [cm]	C [cm]	D [cm]	L [cm]
XS	41	51	21	21	66
S	43	53	21	21	66
M	46	55	22	22	68
L	48	58	22	23	70
XL	50	62	24	25	71
2XL	52	66	26	26	72
3XL	54	70	26	28	73
4XL	56	74	26	29	75
5XL	58	78	27	30	77



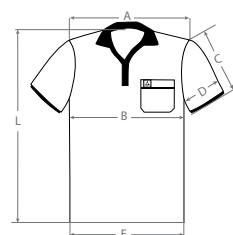
POLOSHIRTS

- UNISEX sizes
- 1/2 design, short sleeves
- Static dissipative fabric
(**Blue/black:** 47% Polyester, 50% Cotton, 3% Carbon coated yarn)
(**White:** 48% Polyester, 50% Cotton, 2% Carbon coated yarn)
(**Grey:** 8% Polyester, 89% Cotton, 3% Carbon coated yarn)
- Lightweight, breathable and comfortable
- Machine washable up to 40°C
- Weight: **Blue/Black/Grey:** 210 g/m²
White: 200 g/m²
- Breast pocket with ESD symbol

IEC
EN

Part No.	Colour
2625.P.*	Grey
2627.P.*	Blue
2629.P.*	Black

*XS – 5XL



Größe / Size	A [cm]	B [cm]	C [cm]	D [cm]	E [cm]	L [cm]
XS	40	50	22	20	45	75
S	43	53	23	21	48	75
M	46	55	24	21	51	76
L	48	59	25	22	55	76
XL	50	63	26	23	59	78
2XL	52	67	26	24	63	78
3XL	54	71	27	26	67	81
4XL	56	75	28	28	71	82
5XL	58	79	29	30	75	83

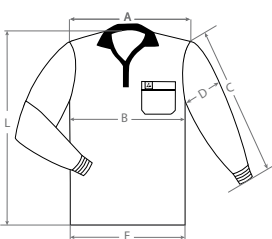


**POLOSHIRTS LONG SLEEVE
WITH CONDUCTIVE CUFFS**

- Long sleeve version with conductive cuffs
- UNISEX sizes
- 1/2 design, long sleeves
- Static dissipative fabric (47% Polyester, 50% Cotton, 3% Carbon coated yarn)
- Lightweight, breathable and comfortable
- Machine washable up to 40°C
- Weight 210 g/m²
- Breast pocket with ESD symbol

IEC
EN

Part No.	Colour	Size
2647.P.*	Blue	*XS – 5 XL
2649.P.*	Black	*XS – 4 XL



Größe / Size	A [cm]	B [cm]	C [cm]	D [cm]	E [cm]	L [cm]
XS	40	50	65	20	45	75
S	43	53	66	21	48	75
M	46	55	67	21	51	76
L	48	59	68	22	55	76
XL	50	63	68	23	59	78
2XL	52	67	69	24	63	78
3XL	54	71	70	26	67	81
4XL	56	75	70	28	71	82
5XL	58	79	71	30	75	83

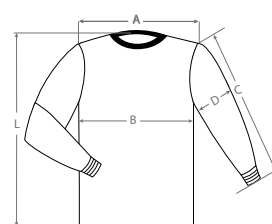


**T-SHIRTS LONG SLEEVE
WITH CONDUCTIVE CUFFS**

- UNISEX sizes
- Static dissipative fabric for use in ESD protected areas (Blue/black: 97% Cotton, 3% Carbon coated yarn) (Grey: 88% Cotton, 9% Polyester, 3% Carbon coated yarn)
- With conductive cuffs
- Lightweight, breathable and comfortable
- Machine washable up to 40°C
- Weight 150 g/m²
- Sleeve with ESD symbol

IEC
EN

Part No.	Colour	Size
2647.T.*	Blue	*XS – 3XL
2649.T.*	Black	*XS – 3XL



Größe / Size	A [cm]	B [cm]	C [cm]	D [cm]	L [cm]
XS	41	51	65	21	66
S	43	53	66	21	66
M	46	55	67	22	68
L	48	58	68	23	70
XL	50	62	68	25	71
2XL	52	66	69	26	72
3XL	54	70	70	28	73



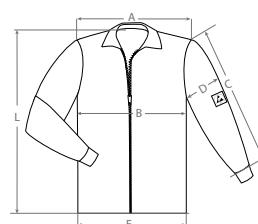
SWEAT-JACKET WITH CONDUCTIVE CUFFS

- UNISEX sizes
- 1/2 design, long sleeves
- With zip through the collar
- Static dissipative fabric made of a mixture of 43% Polyester, 50% Cotton and 7% Carbon coated yarn
- **With conductive cuffs**
- Lightweight, breathable and comfortable
- Unisex sizes
- Machine washable up to 40 °C
- Weight 290 g/m²
- ESD symbol on one sleeve

IEC
EN

Part No.	Colour
2670.SJ.BL.*	Black
2671.SJ.B.*	Blue

*XS – 5XL



Größe / Size	A [cm]	B [cm]	C [cm]	D [cm]	E [cm]	L [cm]
XS	48	54	56	24	40	69
S	50	56	59	24	42	70
M	51	58	59	26	44	71
L	52	60	60	26	46	72
XL	53	62	60	27	48	75
2XL	54	64	61	27	50	76
3XL	55	66	61	28	52	77
4XL	56	68	62	28	54	78
5XL	57	70	62	29	56	79



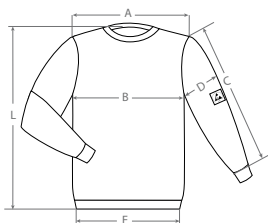
SWEATSHIRT

- 1/2 design, long sleeves
- Static dissipative fabric made of a mixture of 43% Polyester, 50% Cotton and 7% Carbon coated yarn
- With conductive cuffs
- Lightweight, breathable and comfortable
- Unisex sizes
- Machine washable up to 40 °C
- Weight 270 g/m²
- ESD symbol on one sleeve

IEC
EN

Part No.	Colour
2670.SS.BL.*	Black
2671.SS.B.*	Blue

*S – 3XL



Größe / Size	A [cm]	B [cm]	C [cm]	D [cm]	E [cm]	L [cm]
XS	48	52	56	24	40	69
S	48	54	59	25	42	70
M	49	56	59	26	44	71
L	50	58	60	26	46	72
XL	51	60	60	27	48	73
2XL	52	62	61	27	50	74
3XL	53	64	61	28	52	75



VEST REFLECTIVE ESD VERSION

- One size XL
- Static dissipative vest for use in ESD protected areas
- Lightweight, breathable and comfortable fit
- Closable with a velcro fastener
- Two „all around“ reflector strips
- Material: 98 % polyester and 2 % carbon coated yarn
- Weight: 120 g/m²
- EPA-sign at the left breast side

IEC
EN

Part No.	Colour
2682.SW5.XL	Signal yellow

one size fits all - XL



5221.3.IDP

- Clip holder
- Credit card size
- Dissipative IDP-STAT® PVC
- Marked with ESD symbol



Part No.	Colour	Thickness	Qty.
5221.3.IDP	Transparent	250 µm	10 pcs

BADGE HOLDERS



5221.2.L



5221.2.P

- Clip holder
- Credit card size
- Permanent conductive, carbon loaded material



Part No.	Colour	Qty.	Format
5221.2.L	Black	10 pcs	Landscape
5221.2.P	Black	10 pcs	Portrait

uvex ATHLETIC LITE ESD

NEW



- Outer material : Polyamide (PA), Elastane, Carbon
- Coating: Micro NBR foam coating
- With knitted cuff
- Good grip
- Very good tactile feel
- Extremely flexible
- Certified according to Oeko-Tex® Standard 100
- Standard: ISO 21420:2020, EN 388:2016 + A1:2018, EN 16350:2014

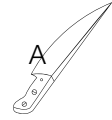
Part No.	Colour	Size	Qty
8745.60035*	Blue, Black	7-11	1 pair

uvex PHYNOMIC AIRLITE A ESD

NEW



- Outer material : Polyamide (PA), Elastane, Carbon
- Coating: Aqua polymer coating airLite
- With knitted cuff
- Ergonomic fit
- Extremely flexible
- Very good tactile feel
- Very high breathability
- Certified according to Oeko-Tex® Standard 100
- Standard: ISO 21420:2020, EN 388:2016 + A1:2018, EN 16350:2014
- Cut protection: Cut Level A



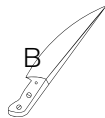
Part No.	Colour	Size	Qty
8745.60038*	Black	7-11	1 pair

uvex PHYNOMIC AIRLITE B ESD

NEW



- Outer material : Polyamide (PA), Elastane, Carbon
- Coating: Aqua polymer coating airLite
- With knitted cuff
- Ergonomic fit
- Good grip
- Very good tactile feel
- Very high breathability
- Certified according to Oeko-Tex® Standard 100
- Standard: EN 420:2003 + A1:2009, EN 388:2016
- Cut protection: Cut Level B



Part No.	Colour	Size	Qty
8745.60078*	Black, Sky-blue	7-11	1 pair

uvex PHYNOMIC AIRLITE C ESD

NEW



- Outer material : Polyamide (PA), Elastane, Carbon
- Coating: Aqua polymer coating airLite
- With knitted cuff
- Ergonomic fit
- Good grip
- Very good tactile feel
- Very high breathability
- Certified according to Oeko-Tex® Standard 100
- Standard: EN 420:2003 + A1:2009, EN 388:2016
- Cut protection: Cut Level C



Part No.	Colour	Size	Qty
8745.60084*	Black, Sky-blue	7-11	1 pair

ESD GLOVES



- Non-allergenic polyester fabric
- Static dissipative

Part No.	Colour	Qty.
8745.P3.*	White	10 pairs
* S, M, L, XL		

ESD GLOVES



- Non-allergenic polyester fabric
- Static dissipative
- Palm area with PVC-nubs
- Size, colour coded cuffs

Part No.	Colour	Qty.
8745.PVCB6.*	White	10 pairs
* S, M, L, XL		

ESD GLOVES



- Non-allergenic polyester fabric
- Static dissipative
- Palm area with PVC-nubs

Part No.	Colour	Qty.
8745.0401.*	White	10 pairs
* XS, S, M, L, XL		

ESD GLOVES



- Nylon-polyester mixture
- Static dissipative
- Size, colour coded cuffs

Part No.	Colour	Qty.
8745.CG.*	White	10 pairs
* S, M, L		

ESD GLOVES



- Nylon-polyester mixture
- Static dissipative
- Anti-slip coating on finger tips
- Size, colour coded cuffs

Part No.	Colour	Qty.
8745.APU.*	White	10 pairs
* S, M, L, XL		

ESD GLOVES



- Nylon-polyester mixture
- Static dissipative
- Size, colour coded cuffs

Part No.	Colour	Qty.
8745.AX.*	White	10 pairs
* S, M, L, XL		

ESD GLOVES



- Leather gloves with Polyester back
- Static dissipative
- Palm interior

Part No.	Colour	Qty.
8745.PS500.*	White	1 pair
* S, M, L, XL, 2XL		

ESD GLOVES



- Nylon-polyester mixture
- Static dissipative
- Palm area with anti-slip coating
- Size, colour coded cuffs

Part No.	Colour	Qty.
8745.APU.K.*	White	10 pairs
* S, M, L, XL		

ESD GLOVES



- Nylon-polyester mixture
- Static dissipative
- Palm area with anti-slip coating and cut protection
- Size, colour coded cuffs
- Cut protection level 2 according to EN 388
- Blade cut resistance according to:
EN 388:2016 – Level 2
EN ISO 13997 – Level B



Part No.	Colour	Qty.
8745.APU.CR*	Grey	1 pair
* S, M, L, XL, 2XL		

ESD FINGER COTS



- Latex dissipative finger coats
- Compatible for cleanroom class M 1.000
- Colour: black
- Powder free

Part No.	Colour	Qty.
8750.B.*	Black	1.440 pcs
* S, M, L, XL		



Application example:
Resistance to ground
measurement of gloves
and finger cots.

The wrist strap and banana
plug adapter are included.



7220.15

- Constant Area and Force Electrode (CAFE) acc. to ANSI-ESDA STM 15.1
- Dimensions: 130 x 80 x 40 mm (H x B x T)
- Weight: 460 g

Part No.

7220.15 Glove probe incl. wrist strap and banana plug adapter

OCCUPATIONAL SHOES AND SAFETY SHOES



uvex

ELTEN

STEITZ SECURA
SICHERHEITSSCHUHE

BIRKENSTOCK
PROFESSIONAL

ABEBA

ELECTRA

ABEBA®



STEEL TOE-CAP



BREATHABLE



REPLACEABLE INSOLE



WASHABLE AT 30°C / 60 °C



AUTOCLAVABLE, STERILISABLE SPECIAL MATERIAL



ORTHOSTAT (INSOLE)



RAISED SOLE POSSIBLE



METALFREE PENETRATION RESISTANCE



DAMPING



FOLDABLE HEEL STRAP

STEITZ SECURA®



STEITZ FLEX-ZONE



METALFREE



VARIO® REBOUND TECHNOLOGY



WEIGHT CALCULATED HEEL SHOCK ABSORPTION VARIO®



STEITZ FITTING SYSTEM



COMPOSITE TOE CAP



ALUMINIUM TOE CAP



STEEL TOE CAP



NATURAL LEATHER INSOLE



CERTIFIED FOR GERMAN FOOT/INSOLE TREATMENT



TEXTILE PUNCTURE RESISTANCE



RECYCLABLE TOE CAP METAL-FREE, MADE FROM RECYCLED MARINE PLASTIC, AMONG OTHER MATERIALS

ELECTRA



LEATHER

ESD STANDARD



EN 61340-5-1 / IEC 61340-5-1

BIRKENSTOCK®



Items that have a pleasantly soft feel from the first step, with no need to break them in.



Items that are made of leather.

PEZZOL



SILICON FREE



UVEX MEDICARE



UVEX WOMENS AND MENS LASTS



FIT SYSTEM

ELTEN



PENETRATION RESISTANCE



REFLECTIVE MATERIAL



SLIP RESISTANCE



CUSHIONING SYSTEM



ORTHOPAEDIC FOOT PROTECTION



FIT SYSTEM



PLUS X AWARD



uvex



UVEX I-PURENRJ TECHNOLOGY - OUTSOLE

The future is full of energy with the pioneering uvex 1 G2. The innovative new uvex polyurethane sole technology—uvex PUREnrj—returns the landing energy over the entire sole unit back to the wearer. It redefines shock absorption and stability, with noticeably greater comfort and significantly less fatigue in the feet throughout a working day that is brimming with energy – from beginning to end.

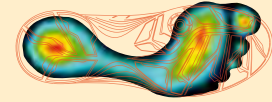
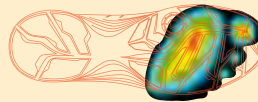
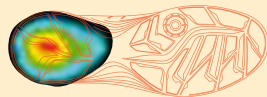
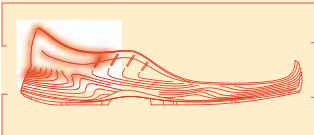


**More Stability.
Reduced Risk of Injuries.
More Safety.**

**66% Energy return
underneath the heel**

**59% Energy return
in the forefoot area**

**29% higher cushioning
after 1000 km use**



UVEX COMFORTABLE CLIMATIC INSOLE



uvex comfortable climatic insoles provide the foot with full-surface shock absorption and ensures comfort in high-strain zones.

Features of the comfortable climatic insole are:

- Ultra breathable and moisture-absorbing materials
- Shock absorption zones support natural foot movement
- Non-irritating, comfortable upper

BOA® FIT SYSTEM

PERFORMANCE THROUGH FIT.

Get a precise fit quickly and effortlessly. Even fine adjustments can be made quickly and easily on the fly, so you can focus on your work.

CONFIDENCE IN EVERY SITUATION.

The BOA® Fit System repels ice, dirt and oil and works reliably so you can stay focused and concentrated without ever taking off your gloves.

SAFE.

BOA®'s precision-engineered ropes are inside the twist-lock unit, so they can't get caught anywhere or come loose on their own.



S1 uvex 1 VELCRO



- Norm: EN ISO 20345 S1 SRC
- Sporty, lightweight and flexible safety shoe
- Uvex climazone technology ensures optimum wearer comfort
- Breathable, perforated high-tech micro velour upper material
- Distance mesh lining provides optimum breathability
- Suitable for people allergic to chrome, made from synthetic materials
- Two velcro straps for individual fit
- Virtually seamless design to eliminate pressure points
- Removable comfort insole **part no. 2565.95348** - page 120
- Soft, padded collar and tongue
- Certified with uvex medicare for individual, orthopaedic inlay soles and individual adjustments of the sole unit such as overall increase, inside and outside increase and other solutions
- **100% metal-free uvex xenova® safety toe cap**

Part no.	Colour	Sizes
2565.85428	Black/Yellow	35 - 52

S1 uvex 1 LACE



- Norm: EN ISO 20345 S1 SRC
- Sporty, lightweight and flexible safety shoe
- Uvex climazone technology ensures optimum wearer comfort
- Breathable, perforated high-tech micro velour upper material
- Distance mesh lining provides optimum breathability
- Suitable for people allergic to chrome, made from synthetic materials
- Comes with elastic laces for quick, individual adjustment (standard shoe lace also supplied)
- Virtually seamless design to eliminate pressure points
- Removable comfort insole **part no. 2565.95348** - page 120
- Soft, padded collar and tongue
- Certified with uvex medicare for individual, orthopaedic inlay soles and individual adjustments of the sole unit such as overall increase, inside and outside increase and other solutions
- **100% metal-free uvex xenova® safety toe cap**

Part no.	Colour	Sizes
2565.85438	Black/Yellow	35 - 52

S1 uvex 1G2 VELCRO



- Norm: EN ISO 20345 S1 SRC
- Ultra-lightweight perforated S1 safety shoe
- Made from synthetic materials, making it suitable for people allergic to chrome
- Two hook-and-loop straps for individual fit
- New, innovative uvex i-PUREnrj sole technology
- Virtually seam-free, perforated upper in high-tech microvelour to eliminate pressure points
- Removable comfort insole **part no. 2565.94908** - page 120
- Soft padding on the dust tongue and collar
- **100% metal-free uvex xenova® safety toe cap**

Part no.	Colour	Sizes
2565.68288	Black/Blue	35 - 52

S1 uvex 1G2 LACE



- Norm: EN ISO 20345 S1 SRC
- Ultra-lightweight perforated S1 safety shoe
- Made from synthetic materials, making it suitable for people allergic to chrome
- Elastic laces for quick, individual adjustment, normal laces also provided
- New, innovative uvex i-PUREnrj sole technology
- Virtually seam-free, perforated upper in high-tech microvelour to eliminate pressure points
- Removable comfort insole **part no. 2565.94908** - page 120
- Soft padding on the dust tongue and collar
- **100% metal-free uvex xenova® safety toe cap**

Part no.	Colour	Sizes
2565.68298	Black/Blue	35 - 52

S1 uvex 2 VELCRO



- Norm: EN ISO 20345 S1 SRC
- Low weight and modern perforated S1 safety shoe
- Upper: microvelour
- Suitable for people allergic to chrome as it's made from synthetic materials
- Ergonomically designed outsole made from dual density polyurethane with excellent slip resistance Light weight and optimised shock absorption
- Removable comfort insole **part no. 2565.95348** - page 120
- Soft padding on collar
- **100% metal-free uvex xenova® safety toe cap**

Part no.	Colour	Sizes
2565.95538	Black/Blue	38 - 52

S1 uvex 2 LACE



- Norm: EN ISO 20345 S1 SRC
- Low weight and modern perforated S1 safety shoe
- Upper: microvelour
- Suitable for people allergic to chrome as it's made from synthetic materials
- Ergonomically designed outsole made from dual density polyurethane with excellent slip resistance Light weight and optimised shock absorption
- Removable comfort insole **part no. 2565.95348** - page 120
- Soft padding on collar
- **100% metal-free uvex xenova® safety toe cap**

Part no.	Colour	Sizes
2565.95548	Black/Blue	38 - 52

uvex 2 TREND VELCRO



- Norm: EN ISO 20345 S1 SRC
- Sporty S1 / S1P safety shoe with wide fit
- Breathable, perforated microvelours
- Suitable for people allergic to chrome as it's made from synthetic materials
- Double, individually adjustable counter-traction hook and loop straps
- Ergonomically designed outsole with excellent slip resistance, penetration-resistant
- Stabilising uvex anti-twist heel cap to prevent ankle twisting
- Reflective details for enhanced visibility
- Soft padding on collar and tongue
- Removable comfort insole **part no. 2565.95188** - page 120
- **Steel toe cap**

Part no.	Colour	Sizes
2565.69368	Black/Blue	36 - 52
2565.69062	Black/Grey	38 - 52

S1 uvex 2 TREND LACE



- Norm: EN ISO 20345 S1 SRC
- Sporty S1 safety shoe with wide fit
- Breathable, perforated microvelours
- Suitable for people allergic to chrome as it's made from synthetic materials
- Ergonomically designed outsole with excellent slip resistance
- Stabilising uvex anti-twist heel cap to prevent ankle twisting
- Reflective details for enhanced visibility
- Soft padding on collar and tongue
- Removable comfort insole **part no. 2565.95188** - page 120
- **Steel toe cap**

Part no.	Colour	Sizes
2565.69378	Black/Blue	36 - 52
2565.69078	Black/Orange	38 - 52



S1P uvex TREND BOA

- Norm: EN ISO 20345 S1P SRC
- Sporty S1 P safety shoe with wide fit
- Breathable, perforated microvelours
- Suitable for people allergic to chrome as it's made from synthetic materials
- BOA® Fit System for a fast, effortless, precision fit
- Penetration resistant steel midsole and steel toe cap
- Ergonomically designed outsole with excellent slip resistance
- Stabilising uvex anti-twist heel cap to prevent ankle twisting
- Reflective details for enhanced visibility
- Soft padding on collar and tongue
- Removable comfort insole **part no. 2565.95188** - page 120
- **Steel toe cap**

Part no.	Colour	Sizes
2565.69082	Black/Grey	38 - 52

S1P uvex PLANET

- Norm: EN ISO 20345 S1P SRC
- Ultra-lightweight S1 P safety shoe made from recycled materials
- Made from synthetic materials, making it suitable for people allergic to chrome
- Individually adjustable elastic laces made from 100% recycled material for quick release, normal laces also provided
- New, innovative uvex i-PUREnrj sole technology
- Penetration-resistant, non-metallic midsole
- TPU scuffcap to protect against abrasion made with 40% recycled material
- Breathable lining made from 18% bamboo and 52% recycled polyamid for optimized climate management
- Uvex x-dry knit planet textile material made from 100% recycled PET bottles
- Removable comfort insole **part no. 2565.94908** - page 120
- Soft padding on the dust tongue and collar
- **100% metal-free uvex xenova® safety toe cap**

Part no.	Colour	Sizes
2565.68242	Black/Green	35 - 52

S1P uvex G2 VELCRO

- Norm: EN ISO 20345 S1P SRC
- Ultralightweight and flexible S1P safety shoe
- Exceptional wearing comfort due to uvex climazone technology
- Breathable, perforated high-tech micro velour upper material
- Penetration-resistant, non-metallic midsole in accordance with the latest safety standards
- Suitable for people allergic to chrome as it's made from synthetic materials
- Two velcro straps for individual fit
- Virtually seam-free construction made from high-tech materials to eliminate pressure points
- Removable comfort insole **part no. 2565.94907** - page 120
- Soft padding on collar and tongue
- Certified with uvex medicare for individual, orthopedic insoles and individual changes of the outsole (outsole increases)
- **100 % metal-free uvex xenova® toe cap**

Part no.	Colour	Sizes
2565.68362	Black/Red	35 - 52

S3 uvex G2 LACE

- Norm: EN ISO 20345 S3 SRC
- Ultralightweight and flexible S3 safety shoe
- Exceptional wearing comfort due to uvex climazone technology
- Penetration-resistant, non-metallic midsole in accordance with the latest safety standards
- Suitable for people allergic to chrome as it's made from synthetic materials
- Comes with elastic laces for quick, individual adjustment
- Virtually seam-free construction made from high-tech materials to eliminate pressure points
- Removable comfort insole **part no. 2565.94907** - page 120
- Soft padding on collar and tongue
- Certified with uvex medicare for individual, orthopedic insoles and individual changes of the outsole (outsole increases)
- **100 % metal-free uvex xenova® toe cap**

Part no.	Colour	Sizes
2565.68382	Black/Red	35 - 52

S1 uvex 1 WOMEN VELCRO



- Norm: EN ISO 20345 S1 SRC
- Sporty, multifunctional safety shoe
- Especially lightweight and flexible
- uvex climazone technology ensures optimum wearer comfort
- Breathable, perforated high-tech micro velour upper material
- Distance mesh lining provides optimum breathability
- Suitable for people allergic to chrome, made from synthetic materials
- Two velcro straps for individual fit
- Virtually seamless design to eliminate pressure points
- Removable comfort insole **part no. 2565.95348** - page 120
- Soft, padded collar and tongue
- Certified with uvex medicare for individual, orthopaedic inlay soles and individual adjustments of the sole unit such as overall increase, inside and outside increase and other solutions
- **100% metal-free uvex xenova® safety toe cap**

Part no.	Colour	Sizes
2565.85608	Grey/Pink	35 - 43

S1 uvex 1 WOMEN LACE



- Norm: EN ISO 20345 S1 SRC
- Sporty, multifunctional safety shoe
- Especially lightweight and flexible
- Uvex climazone technology ensures optimum wearer comfort
- Breathable, perforated high-tech micro velour upper material
- Distance mesh lining provides optimum breathability
- Suitable for people allergic to chrome, made from synthetic materials
- Comes with elastic laces for quick, individual adjustment (standard shoe lace also supplied)
- Virtually seamless design to eliminate pressure points
- Removable comfort insole **part no. 2565.95348** - page 120
- Soft, padded collar and tongue
- Certified with uvex medicare for individual, orthopaedic inlay soles and individual adjustments of the sole unit such as overall increase, inside and outside increase and other solutions
- **100% metal-free uvex xenova® safety toe cap**

Part no.	Colour	Sizes
2565.85618	Grey/Pink	35 - 43

uvex SPORT



S1

S3



- Norm: EN ISO 20345 S3 SRC / S1
- Modern, ultralightweight and flexible safety shoe
- Penetration-resistant, non-metallic midsole in accordance with the latest safety standards, does not restrict flexibility of the shoe
- Uvex climazone technology for optimum comfort
- Virtually seam-free construction made from high-tech materials to eliminate pressure points
- Suitable for people allergic to chrome as it's made from synthetic materials
- Removable comfort insole **part no. 2565.95798** - page 120
- Soft padding on collar and tongue
- **100 % metal-free uvex xenova® toe cap**

Part no.	Colour	Sizes
2565.65922	Black	35 - 52
2565.65988	Black	35 - 52

S3 uvex BUSINESS



- Norm: EN ISO 20345 S3 SRC
- Modern business look in trendy cut
- Suitable for people allergic to chrome as it's made from synthetic materials
- Non-metallic, puncture-resistant insole in accordance with the latest standard specifications, does not impair the flexibility of the shoe
- Optimized wearing comfort due to uvex climazone technology
- Shock-absorbing, durable mono-polyurethane outsole
- Breathable textile lining
- Replaceable comfort insole **part no. 2565.95157** - page 120
- Softly padded shaft edge and padded tongue
- Generous fit with wide steel toe cap

Part no.	Colour	Sizes
2565.84282	Blue	35 - 52



ABEBA®



OUTSOLE

„X-LIGHT“ PU SOLE

- SRC slip resistance according to EN ISO 20347
- Lightweight PU sole with high slip resistance and shock absorption
- Fuel resistant

„UNI6“ TPU SOLE

- SRC slip resistance according to EN ISO 20345
- Abrasion resistant TPU sole
- Resistant to animal fats, oil and fuel
- Flexing zones for high walking comfort

„ANATOM“ PU SOLE

- SRC slip resistance according to EN ISO 20345
- Abrasion resistant PU sole
- Self-cleaning profile
- Joint stabilizer – high lateral stability
- Resistant to fuel
- Asymmetrical heel for walking comfort



Anatom



X-Light



Uni 6

S1 ABEBA® 31760 / 31761



- Norm: CE, EN ISO 20345, S1, SRC
- Functional leather with honeycomb pattern
- Slip resistance TPU outsole
- Replaceable Active Comfort insole (part no. 2590.352520)
- Breathable lining with Silver ions
- Instep area with lacing
- Water-repellent
- Scratch-proof
- Sanitized® treated
- **Steel toe cap**



Part no.	Colour	Sizes
2590.31760	White	35 - 48
2590.31761	Black	35 - 48

S1 ABEBA® 31721



- Norm: CE EN ISO 20345, S1, SRC
- Velour leather with breathable textile inlays
- Foamed PU midsole
- Slip resistance TPU outsole
- Replaceable Active Comfort insole (part no. 2590.352520)
- Breathable lining with Silver ions
- Instep area with lacing
- Reflective material
- Sanitized® treated
- **Steel toe cap**



Part no.	Colour	Sizes
2590.31721	Black	35 - 48

ABEBA® 31775 / 31676



- Norm: CE EN ISO 20345, SRC
- Knitted textile
- Foamed PU midsole
- Slip resistance TPU outsole
- Replaceable Active Comfort insole (part no. 2590.352520)
- Breathable lining with Silver ions
- Instep area with lacing
- Sanitized® treated
- **Steel toe cap (S3)**




Part no.	Colour	Sizes
2590.31775	anthracite	35 - 48
2590.31676	Black	35 - 48

S3 ABEBA® 31628



- Norm: CE, EN ISO 20345, S3
- Upper material: fabric
- Instep area with lacing
- Energy absorption in the heel area
- PU/TPU-outsole
- Breathable lining
- Replaceable Active Comfort insole (part no. 2590.352520)
- Sanitized® treated
- Water-repellent
- **Steel toe cap**



Part no.	Colour	Sizes
2590.31628	Black	35 - 48



SB ABEBA® 32120 / 32125



- Norm: CE, EN ISO 20345, SB, SRC
- Microfiber
- Shock absorbant PU midsole
- Slip resistance PU outsole
- Replaceable Active Comfort insole (part no. 2590.352420)
- Heel strap non-foldable, adjustable
- Breathable lining with Silver ions
- Instep area adjustable, with elastic band
- Suitable for hygienically demanding areas
- **Steel toe cap**



Part no.	Colour	Sizes
2590.32120	White	36 - 52
2590.32125	Black	36 - 52

S1 ABEBA® 32147



- Norm: CE, EN ISO 20345, S1, SRC
- Velours leather with **breathable textile inlays**
- Shock absorbant PU midsole
- Slip resistance PU outsole
- Replaceable Active Comfort Insole (part no. 2590.352320)
- Reflective material
- **Steel toe cap**



Part no.	Colour	Sizes
2590.32147	Dark blue	36 - 50

S1 ABEBA® 32189



- Norm: CE, EN ISO 20345, S1, SRC
- Velours leather with **breathable textile inlays**
- Shock absorbant PU midsole
- Slip resistance PU outsole
- Replaceable Active Comfort Insole (part no. 2590.352320)
- Adjustable instep area
- Velcro fastening, velcro fastening
- Reflective material
- Breathable lining with Silver ions
- **Steel toe cap**

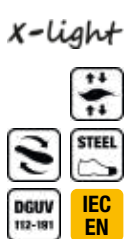


Part no.	Colour	Sizes
2590.32189	Black	36 - 52

S1 ABEBA® 7131058



- Norm: CE, EN ISO 20345, S1, SRA
- Leather with **Air-Mesh textile inlays**
- Slip resistance PU outsole
- Reflective material
- Replaceable Active Comfort insole (part no. 2590.351620)
- Breathable lining with Silver ions
- Instep area with lacing
- **Steel toe cap**



Part no.	Colour	Sizes
2590.7131058	White	35 - 48

S2 ABEBA® 7131033 / 7131038



- Norm: CE, EN ISO 20345, S2, SRC
- Smooth leather
- Slip resistance PU outsole
- Replaceable Active Comfort insole (part no. 2590.351620)
- Breathable lining with Silver ions
- Reflective material
- Instep area with lacing
- **Steel toe cap**

X-light



Part no.	Colour	Sizes
2590.7131033	White	35 - 48
2590.7131038	Black	35 - 48

S2 ABEBA® 7131032 / 7131037



- Norm: CE, EN ISO 20345, S2, SRC
- Smooth leather
- Slip resistance PU outsole
- Replaceable Active Comfort insole (part no. 2590.351620)
- Breathable lining with Silver ions
- Instep area with elastic band
- **Steel toe cap**

X-light



Part no.	Colour	Sizes
2590.7131032	White	35 - 48
2590.7131037	Black	35 - 48

S1 ABEBA® 7131031 / 7131036



- Norm: CE, EN ISO 20345, S1, SRC
- Leather with **Air-Mesh textile inlays**
- Slip resistance PU outsole
- Replaceable Active Comfort insole (part no. 2590.351620)
- Breathable lining with Silver ions
- Double velcro fastening
- **Steel toe cap**

X-light



Part no.	Colour	Sizes
2590.7131031	White	35 - 48
2590.7131036	Black	35 - 48

SB ABEBA® 7131030 / 7131035



- Norm: CE, EN ISO 20345, SB, A, E, FO, SRC
- Smooth leather
- Slip resistance PU outsole
- Replaceable Active Comfort insole (part no. 2590.351720)
- Heel strap non-foldable, adjustable
- Breathable lining with Silver ions
- Instep area with elastic band
- Velcro fastening
- **Steel toe cap**

X-light



Part no.	Colour	Sizes
2590.7131030	White	35 - 48
2590.7131035	Black	35 - 48



S1 ABEBA® 7131056



- Norm: CE, EN ISO 20345, S1, SRC
- Leather with Air-Mesh textile inlays
- **Steel toe cap**
- Slip resistance PU outsole sole
- replaceable Active Comfort Insole (part no. 2590.351620)
- Breathable lining with Silver ions
- Instep area with lacing
- Reflective material

x-light



Part no.	Colour	Sizes
2590.7131056	Black	35 - 48

S2 ABEBA® 33230



- Norm: CE, EN ISO 20345, S2, SRA
- Smooth leather
- Slip resistance special rubber outsole
- Instep area with lacing
- Breathable microfiber lining with moisture absorption
- **Steel toe cap**

BUSINESS
MEN

Part no.	Colour	Sizes
2590.33230	Black	36 - 48

S2 ABEBA® 33240



- Norm: CE EN ISO 20345, S2, SRA
- Smooth leather
- Slip resistance special rubber outsole
- Instep area with lacing
- Breathable microfiber lining with moisture absorption
- Sanitized® treated
- **Steel toe cap**

BUSINESS
MEN

Part no.	Colour	Sizes
2590.33240	Black	36 - 48



ELTEN**OUTSOLE****ELTEN WELLMAXX - THE ERGONOMIC OUTSOLE****WELLMA****MAXXIMUM EFEKTIVITY**

With every step, Infinergy® absorbs a lot of energy.

MAXXIMUM SENSE OF WELL-BEING

The wearer's feet stay fit longer with Infinergy®.

MAXXIMUM DURABILITY

Infinergy® remains permanently elastic and always returns to its original form.

MAXXIMUM BOUNCE

Infinergy® returns far more energy to the wearer than traditional materials.

MAXXIMUM JOINT REST

Due to the excellent damping effects of Infinergy®, the joints are permanently protected.

MAXXIMUM TEMPERATURE RESISTANCE

Infinergy® retains full functionality in climatic conditions between -20 and + 80°C.



Maxximo



Trainers

TPU/PU SOLE TRAINERS / L10 / MISS L10 / ERGO ACTIVE

- Dissipative
- Optimal slip resistance

Outsole:

TPU = (thermoplastic polyurethane)

- Particularly abrasion-resistant
- Heat-resistant to approx. 130°C, flexible at cold temperatures to approx. -30°C
- Oil and fuel resistant

Midsole: PU

- The soft PU core provides a good impact absorption and high wearing comfort



Trainers



Ergo Active

L10

PU/PU SOLE TIGHT / NOVA / FUNW

- Dissipative
- Optimal slip resistance

Outsole:

PU = (polyurethane)

- Particularly abrasion-resistant
- Heat-resistant to approx. 130°C, flexible at cold temperatures to approx. -30°C
- Oil and fuel resistant

Midsole: PU

- The soft PU core provides a good impact absorption and high wearing comfort



Tight

Nova

Fun

TPU/PU SOLE BIOMEX DYNAMICS

- S-line shaped configuration of the tread blocks, for an ergonomic foot roll
- Contrasting colours for dynamic design
- Dissipative
- Optimal slip resistance

Outsole:

TPU = (thermoplastic polyurethane)

- Colour: light grey
- Particularly abrasion-resistant
- Heat-resistant to approx. 130°C, flexible at cold temperatures to approx. -30°C
- Oil and fuel resistant



Biomex Dynamics

MONO-PU SOLE BUSINESS

- Dissipative
- Excellent slip resistance

Outsole: PU

- Abrasion-resistant
- Heat-resistant to approx. 130°C, flexible at cold temperatures to approx. -20°C
- Oil and fuel resistant



Business


Midsole: PU

- Colour: dark grey
- The soft PU core provides a good impact absorption and high wearing comfort

**S3 ELTEN MADDOX
BLACK-RED LOW ESD**

WELLMA

- Norm: EN ISO 20345 S3 SRC, form A
- Hydrophobized microfiber/Hydrophobized textile material
- Fabric lining for natural ventilation
- Padded tongue
- Full-length inlay sole SPORTIVE ESD black
- TPU/PU sole MAXXIMO
- Sole core made of Infinergy® by BASF
- **Non-metallic, penetration-resistant midsole**
- **Steel toe cap**
- **Leather-free equipment**




Part no.	Colour	Sizes
2595.729561	Black/Red	35 - 48
2595.729201	Wide version	40 - 48

**S3 ELTEN MADDOX
BLACK-GREY LOW ESD**

WELLMA

- Norm: EN ISO 20345 S3 SRC, Form A
- Hydrophobized microfiber/Hydrophobized textile material
- Fabric lining for natural ventilation
- Padded tongue
- Full-length inlay sole SPORTIVE ESD black
- TPU/PU sole MAXXIMO
- Sole core made of Infinergy® by BASF
- **Non-metallic, penetration-resistant midsole**
- **Steel toe cap**
- **Leather-free equipment**




Part no.	Colour	Sizes
2595.729461	Black/Grey	35 - 48
2595.729231	Wide version	40 - 48

**S1P ELTEN MADDOX
BLUE LOW ESD**

WELLMA

- Norm: EN ISO 20345 S1P SRC, form A
- Sole core made of Infinergy® by BASF
- Suede/Textile material
- Fabric lining for natural ventilation
- Padded tongue
- Full-length inlay sole SPORTIVE ESD grey
- TPU/PU sole MAXXIMO
- **Non-metallic, penetration-resistant midsole**
- **Steel toe cap**




Part no.	Colour	Sizes
2595.729571	Blue	35 - 48

**S1P ELTEN MADDOX
GREY-BLUE LOW ESD**

WELLMA

- Norm: EN ISO 20345 S1P SRC, form A
- Sole core made of Infinergy® by BASF
- Microfiber/Textile material
- Fabric lining for natural ventilation
- Padded tongue
- Full-length inlay sole SPORTIVE ESD grey
- TPU/PU sole MAXXIMO
- **Non-metallic, penetration-resistant midsole**
- **Steel toe cap**
- **Leather-free equipment**



Part no.	Colour	Sizes
2595.729551	Grey/Blue	40 - 48

S2 ELTEN MOTION LOW ESD



- Norm: EN ISO 20345 S2 SRC, Form A
- Hydrophobized microfiber/Hydrophobized textile material CORDURA®
- Fabric lining for natural ventilation
- Full, padded bellows tongue
- Full-length inlay sole ESD PRO grey
- Soft fleece ESD insole
- TPU/PU sole TRAINERS
- **Composite toe cap**
- **Metal- and leather-free equipment**



Part no.	Colour	Sizes
2595.72182	Black/Grey	38 - 47

S1 ELTEN MOTION AIR ESD



- Norm: EN ISO 20345 S1 SRC, Form A
- Microfiber mesh material
- Breathable textile lining
- Padded tongue
- Full-length ESD PRO black insole
- ESD-capable soft fleece insole
- TPU/PU sole TRAINERS
- **Synthetic toe cap**
- **Metal- and leather-free equipment**



Part no.	Colour	Sizes
2595.72170	Black/Red	38 - 47

S1 ELTEN EASY BLUE ESD



- Norm: EN ISO 20345 S1 SRC, Form A
- Mesh material / textile material
- Fabric lining for natural ventilation
- Padded tongue
- Full-length inlay sole ESD PRO grey
- Soft fleece ESD insole
- TPU/PU sole TRAINERS
- **Steel toe cap**
- **Leather-free equipment**



Part no.	Colour	Sizes
2595.72178	Black/Blue	36 - 48

S1 ELTEN BREEZER GREY LOW ESD



- Norm: EN ISO 20345 S1 SRC, Form A
- Nubuck leather
- Fabric lining for natural ventilation
- Padded tongue
- Full-length inlay sole ESD PRO grey
- Soft fleece ESD insole
- TPU/PU sole L10
- **Steel toe cap**



Part no.	Colour	Sizes
2595.72109	Grey/Yellow	37 - 47



S2 ELTEN SENSATION XXT LOW ESD



- Norm: EN ISO 20345 S2 SRC, form A
- Hydrophobized textile material with jeans look/Hydrophobized nubuck leather
- Fabric lining Bioactive
- Padded tongue
- Full-length inlay sole ESD PRO grey
- Soft fleece ESD insole
- PU/PU sole WELLMAXX TRAINERS
- Sole core made of Infinergy® by BASF
- **Composite toe cap**



Part no.	Colour	Sizes
2595.729720	Black/Red	36 - 48

S2 ELTEN SENSATION LOW ESD



- Norm: EN ISO 20345 S2 SRC, Form A
- Hydrophobized textile material with jeans look/Hydrophobized nubuck leather
- Fabric lining Bioactive
- Padded tongue
- Full-length inlay sole ESD PRO grey
- Soft fleece ESD insole
- TPU/PU sole L10
- **Steel toe cap**



Part no.	Shoe type	Colour	Sizes
2595.72106	Men	Black/Red	37 - 48
2595.74106	Women	Black/Red	35 - 42

S3 ELTEN SHADOW LOW ESD



- Norm: EN ISO 20345 S3 SRC, Form A
- Cowhide leather
- Leather lining
- Padded tongue
- Full-length inlay sole ESD PRO beige
- TPU/PU sole L10
- **Steel toe cap**
- **Non-metallic, penetration-resistant midsole**



Part no.	Colour	Sizes
2595.721081	Black	37 - 47

S1P ELTEN MAVERICK BLUE LOW ESD



- Norm: EN ISO 20345 S1P SRC, Form A
- Microfiber / mesh material
- Fabric lining for natural ventilation
- Padded tongue
- Full-length inlay insole ESD PRO black
- PU/PU sole FUN
- **Steel toe cap**
- **Leather-free equipment**
- **Non-metallic penetration-resistant midsole**



Part no.	Colour	Sizes
2595.723351	Blue	38 - 48

S2 ELTEN NED XX10 BLACK LOW



- Norm: EN ISO 20345 S2 SRC, Form A
- Hydrophobized microfiber
- Fabric lining for natural ventilation
- Padded tongue
- Full-length inlay sole ESD PRO black
- Soft fleece ESD insole
- PU/PU sole L10
- Sole core made of Infinergy® by BASF
- **Steel toe cap**
- **Leather-free equipment**



Part no.	Colour	Sizes
2595.729920	Black/Red	36 - 48

S1P ELTEN IMPULSE GREEN LOW ESD



- Norm: EN ISO 20345 S1P SRC, Form A
- Microfiber
- Fabric lining for natural ventilation
- Full, padded bellows tongue
- Semi-orthopaedic inlay sole ESD grey
- TPU/PU sole BIOMEX DYNAMICS
- Elastic lacing system with individual quick locking system
- **Composite toe cap**
- **Metal-free equipment**
- **Non-metallic, penetration-resistant midsole**



Part no.	Colour	Sizes
2595.722551	Black/Green	36 - 47

S1P ELTEN IMPULSE GREEN EASY ESD



- Norm: EN ISO 20345 S1P SRC, Form A
- Microfiber
- Fabric lining for natural ventilation
- Padded tongue
- Semi-orthopaedic inlay sole ESD grey
- TPU/PU sole BIOMEX DYNAMICS
- **Composite toe cap**
- **Metal-free equipment**
- **Non-metallic, penetration-resistant midsole**



Part no.	Colour	Sizes
2595.712551	Black/Green	36 - 47

S2 ELTEN SENEX ESD



- Norm: EN ISO 20345 S2 SRC, Form A
- Hydrophobized microfiber/ hydrophobized textile material Cordura®
- Fabric lining for natural ventilation
- Full, padded bellows tongue
- Full-length inlay sole ESD PRO black
- Soft fleece ESD insole
- TPU/PU sole TRAINERS
- **Composite toe cap**
- **Metal- and leather-free equipment**



Part no.	Colour	Sizes
2595.72872	Black	35 - 48



S3 ELTEN SANDER ESD

- Norm: EN ISO 20345 S3 SRC, Form B
- Hydrophobized microfiber/ hydrophobized textile material Cordura®
- Fabric lining for natural ventilation
- Full, padded bellows tongue
- Full-length inlay sole ESD PRO black
- TPU/PU sole TRAINERS
- **Composite toe cap**
- **Metal- and leather-free equipment**
- **Non-metallic, penetration-resistant midsole**



Part no.	Colour	Sizes
2595.768321	Black	35 - 47

S1P ELTEN SCOTT ESD

- Norm: EN ISO 20345 S1P SRC, form A
- Microfiber/Textile material
- Fabric lining for natural ventilation
- Padded tongue
- Full-length inlay sole ESD PRO black
- TPU/PU sole TRAINERS
- **Composite toe cap**
- **Metal- and leather-free equipment**
- **Non-metallic, penetration-resistant midsole**



Part no.	Colour	Größe
2595.72121	Black	38 - 47

S1 ELTEN LANCE GREY LOW ESD**WELLMAX**


- Norm: EN ISO 20345 S1 SRC, Form A
- Textile material/Microfiber
- Fabric lining for natural ventilation
- Full, padded bellows tongue
- Full-length inlay sole SPORTIVE ESD black
- Soft fleece ESD insole
- TPU/PU sole MAXXIMO
- Sole core made of Infinergy® by BASF
- **Steel toe cap**
- **Leather-free equipment**



Part no.	Colour	Sizes
2595.729695	Grey	40 - 48

S3 ELTEN MADDOX BOA BLACK RED**WELLMAX**

- Norm: EN ISO 20345 S3 SRC, Form A
- Hydrophobized microfiber/Hydrophobized textile material
- Fabric lining for natural ventilation
- Padded tongue
- Full-length inlay sole SPORTIVE ESD black
- TPU/PU sole MAXXIMO
- BOA® Fit System
- Sole core made of Infinergy® by BASF
- **Steel toe cap**
- **Leather-free equipment**
- **Non-metallic, penetration-resistant midsole**



Part no.	Colour	Sizes
2595.729151	Black/Red	35 - 48

**S1P ELTEN LONNY
RED EASY ESD**



- Norm: EN ISO 20345 S1P SRC, Form A
- Microfiber/Mesh material
- Fabric lining for natural ventilation
- Padded tongue
- Full-length inlay sole SPORTIVE ESD black
- TPU/PU sole MAXXIMO
- Sole core made of Infinergy® by BASF
- **Steel toe cap**
- **Leather-free equipment**
- **Non-metallic, penetration-resistant midsole**



Part no.	Colour	Sizes
2595.719521	Black/Red	35 - 48

**S1P ELTEN LONNY
RED LOW ESD**



- Norm: EN ISO 20345 S1P SRC, Form A
- Microfiber/Mesh material
- Fabric lining for natural ventilation
- Padded tongue
- Full-length inlay sole SPORTIVE ESD black
- TPU/PU sole MAXXIMO
- Sole core made of Infinergy® by BASF
- **Steel toe cap**
- **Leather-free equipment**
- **Non-metallic, penetration-resistant midsole**



Part no.	Colour	Sizes
2595.729521	Black/Red	35 - 48

**S1P ELTEN
MADDIE GREY LOW ESD**



- Norm: EN ISO 20345 S1P SRC, form A
- Microfiber/Textile material
- Fabric lining for natural ventilation
- Padded tongue
- Full-length inlay sole SPORTIVE ESD grey
- TPU/PU sole MAXXIMO
- Sole core made of Infinergy® by BASF
- **Steel toe cap**
- **Leather-free equipment**
- **Non-metallic, penetration-resistant midsole**



Part no.	Colour	Sizes
2595.749501	Grey/Aqua	35 - 42

**S1P ELTEN
MADDIE GREY EASY ESD**



- Norm: EN ISO 20345 S1P SRC, Form A
- Microfiber/Mesh material
- Fabric lining for natural ventilation
- Padded tongue
- Full-length inlay sole SPORTIVE ESD grey
- TPU/PU sole MAXXIMO
- Sole core made of Infinergy® by BASF,
- **Steel toe cap**
- **Leather-free equipment**
- **Non-metallic, penetration-resistant midsole**



Part no.	Colour	Sizes
2595.749531	Grey/Aqua	35 - 42



**S1P ELTEN WILLIAM
BLUE LOW ESD**


- Norm: EN ISO 20345 S1P SRC, form A
- Microfiber/Mesh material
- Fabric lining for natural ventilation
- Padded tongue
- Semi-orthopaedic inlay sole ESD black
- TPU-PU sole ERGO-ACTIVE 2
- **Non-metallic, penetration-resistant midsole**
- **Steel toe cap**
- **Leather-free equipment**



Part no.	Colour	Model	Sizes
2595.7273101	Black/Blue	Typ 1: Wide	40 - 48
2595.7273102	Black/Blue	Typ 2: Normal	40 - 48
2595.7273103	Black/Blue	Typ 3: Narrow	40 - 48

**S1 ELTEN IMPULSE EA
BLUE EASY ESD**


- Norm: EN ISO 20345 S1 SRC, form A
- Microfiber
- Fabric lining for natural ventilation
- Padded tongue
- Semi-orthopaedic inlay sole ESD black
- Soft fleece ESD insole
- TPU-PU sole ERGO-ACTIVE 2
- **Steel toe cap**
- **Leather-free equipment**



Part no.	Colour	Model	Sizes
2595.7171501	Black/Blue	Typ 1: Wide	40 - 48
2595.7171502	Black/Blue	Typ 2: Normal	40 - 48
2595.7171503	Black/Blue	Typ 3: Narrow	40 - 48

S2 ELTEN OFFICER XW ESD S2


- Norm: EN ISO 20345 S2 SRC, form A
- Cowhide leather
- Leather lining
- Full-length inlay sole BUSINESS ESD
- Soft fleece ESD insole
- MONO-PU sole BUSINESS
- Extra comfort fit
- **Steel toe cap**



Part no.	Colour	Sizes
2595.72307	Black	40 - 48





STEITZ SECURA

SICHERHEITSSCHUHE



VARIO REBOUND-TECHNOLOGY

Optimal damping in the heel area and effective return of energy in the forefoot – for you, this means: maximum comfort plus stability. The special shoe construction reduces lever arms. This provides your foot with maximum stability in the shoe and tangible relief.

- High energy return rate leads to reduced effort in every step
- Excellent weight-adapted damping properties
- Wear-free sole technology and long-lasting quality
- Reduced weight due to low material density
- Free from material fatigue and therefore longer lifetime
- Unchanged comfort properties down to -25 °C
- Free from solvents and silicone, therefore suitable for allerav sufferers

REBOUND EFFECT



ABSORPTION

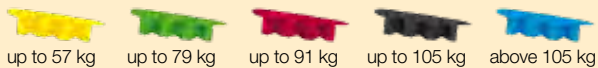
VARIO MULTIFLEX®

Once you put on your shoes, the natural movement of your feet changes. Research has also found that the less the shoe impacts the natural movement of the foot, the lower the incidence of foot disorders. Lever arms in particular may cause diverse movement disorders. Lever arms of the shoe force the foot to make unnatural movements and can lead to foot and Achilles tendon complaints, knee pain and back problems. Furthermore, lever arm forces can increase the risk of injuries such as sprained ankles.



SECURA VARIO® SYSTEM

Back protection through individual heel cushioning



up to 57 kg up to 79 kg up to 91 kg up to 105 kg above 105 kg

The replaceable, weight and pressure dependent heel shock absorption system ensures cushioning adapted to the individual needs of the wearer. The pressure load in the shoe is reduced to a natural level, the back is relieved in a targeted manner and fatigue is significantly decreased.

OUTSOLES


TPU ATHLETIC ESD

- 3,5 mm profile
- Supports natural movement
- Lightweight and flexible
- Excellent abrasion resistance and slip resistance
- Heat-resistant up to approx. 120° C



TPU COMPETITION

- 3 mm profile
- Lightweight and flexible
- Excellent abrasion resistance and slip resistance
- Heat-resistant up to approx. 120° C



STEITZ FLEXXO

FLEXIBLE – INDIVIDUAL – SAFE

THE BENEFITS:

- Flexible and robust rubber lacing
- Individually adjustable
- Always constant lacing intensity
- Simplifies and speeds up putting on and taking off
- Reduces the risk of a potential trip hazard
- Excellent for working on rotating machines

STEITZ FLEXXO SYSTEM

Some of the new STEITZ models are equipped with the new FLEXXO lock system. Once adjusted, the individual fit of your safety shoe is permanent, without time-consuming lacing. This also prevents tripping hazards from open shoelaces. An optimal combination of comfort and protection.

Do you prefer the conventional lacing? No problem. Classic shoelaces are included with every shoe.

S1 STEITZ SECURA CP 4110 ESD

NEW



- Norm: EN ISO 20345, S1 SRC
- Ultra-light microfiber combined with large-area ventilation structure
- Reinforced, abrasion resistant lace protection
- Metal-free construction
- Functional lining made of breathable textile and microfiber
- Full-length, replaceable comfort footbed insole ERGO-SOFT ESD with additional cushioning effect and excellent moisture absorption
- Outsole: TPU Competition ESD, black
- Cushioning: VARIO REBOUND technology
- **Composite toe cap**



Part no.	Colour	Fit	Sizes
2575.CP4110.NB	Grey/Blue	Normal	36 - 50
2575.CP4110.XB	Grey/Blue	Xtra wide	36 - 50

S1 STEITZ SECURA CP 4110 BOA

NEW



- Norm: EN ISO 20345, S1 SRC
- Ultralight microfiber combined with large area ventilation structure
- BOA® Fit System
- Reinforced, abrasion resistant lace protection
- Metal-free construction
- Functional lining made of breathable textile and microfiber
- Full-length, replaceable comfort footbed insole ERGO-SOFT ESD with additional cushioning effect and excellent moisture absorption
- Outsole: TPU Competition ESD, black
- Cushioning: VARIO REBOUND technology
- **Composite toe cap**



Part no.	Colour	Fit	Sizes
2575.CP4110BOA.NB	Grey/Blue	Normal	36 - 50
2575.CP4110BOA.XB	Grey/Blue	Xtra wide	36 - 50

S2 STEITZ SECURA CP 4300 ESD



- Norm: EN ISO 20345, S2 SRC
- Modern textile with striking high-frequency embossing
- Comfortable fit due to seamless shoe design
- Reinforced abrasion-resistant TPU toe guard
- Metal free design
- Functional lining made of breathable textile and microfiber
- Replaceable comfort insole ERGO-SOFT ESD
- Outsole: TPU Competition ESD, black
- Cushioning: VARIO REBOUND Technology
- **Composite toe cap**



Part no.	Colour	Fit	Sizes
2575.CP4300.NB	Blue/Black	Normal	36 - 50
2575.CP4300.XB	Blue/Black	Xtra wide	36 - 50

S2 STEITZ SECURA CP 4360 ESD



- Norm: EN ISO 20345, S2 SRC
- Modern textile with striking high-frequency embossing
- Comfortable fit due to seamless shoe design
- Reinforced abrasion-resistant TPU toe guard
- Metal free design
- Functional lining made of breathable textile and microfiber
- Replaceable comfort insole ERGO-SOFT ESD
- Outsole: TPU Competition ESD, black
- Cushioning: VARIO REBOUND Technology
- **Composite toe cap**



Part no.	Colour	Fit	Sizes
2575.CP4360.NB	Red/Black	Normal	36 - 50
2575.CP4360.XB	Red/Black	Xtra wide	36 - 50

S1 STEITZ SECURA CP 4400 ESD



- Norm: EN ISO 20345, S1 SRC
- Modern mesh textile
- Pleasant wearing comfort due to seamless shoe construction
- Reinforced, abrasion resistant toe protection
- Metal-free construction
- Functional lining made of breathable textile and microfiber
- Full-length, replaceable comfort footbed insole ERGO-SOFT ESD with additional cushioning effect and excellent moisture absorption
- Outsole: TPU Competition ESD, black
- Cushioning: VARIO REBOUND technology
- **Composite toe cap**



Part no.	Colour	Fit	Sizes
2575.CP4400.NB	Blue/White	Normal	36 - 50
2575.CP4400.XB	Blue/White	Xtra wide	36 - 50

S1 STEITZ SECURA CP 4410 ESD



- Norm: EN ISO 20345, S1 SRC
- Modern mesh textile
- Pleasant wearing comfort due to seamless shoe construction
- Reinforced, abrasion resistant toe protection
- Metal-free construction
- Functional lining made of breathable textile and microfiber
- Full-length, replaceable comfort footbed insole ERGO-SOFT ESD with additional cushioning effect and excellent moisture absorption
- Outsole: TPU Competition ESD, black
- Cushioning: VARIO REBOUND technology
- **Composite toe cap**



Part no.	Colour	Fit	Sizes
2575.CP4410.NB	Red/Blue	Normal	36 - 50
2575.CP4410.XB	Red/Blue	Xtra wide	36 - 50

S1 STEITZ SECURA VD PRO 1000 ESD



- Norm: EN ISO 20345, S1 SRC
- Light-weight microfiber with perforated design for optimal ventilation
- Velcro fastening strap
- Shaft applications
- Breathable functional lining
- Leather insole
- Full-length, removable insole ERGO-SOFT ESD with additional cushioning effect and excellent moisture transportation
- Outsole: TPU Athletic ESD, blue
- Multi-zone cushioning VARIO Multiflex
- **Aluminium toe cap**



Part no.	Colour	Fit	Sizes
2575.VD1000.NB	Black/Blue	Normal	36 - 50
2575.VD1000.XB	Black/Blue	Xtra wide	36 - 50

S1 STEITZ SECURA VD PRO 1100 ESD



- Norm: EN ISO 20345, S1 SRC
- Light-weight microfiber with perforated design for optimal ventilation
- Breathable functional lining
- Leather insole
- Full-length, removable insole ERGO-SOFT ESD with additional cushioning effect and excellent moisture transportation
- Outsole: TPU Athletic ESD, blue
- Multi-zone cushioning VARIO Multiflex
- Shaft applications
- Toe guard
- **Aluminum toe cap**



Part no.	Colour	Fit	Sizes
2575.VD1100.NB	Black/Blue	Normal	36 - 50
2575.VD1100.XB	Black/Blue	Xtra wide	36 - 50



S2 STEITZ SECURA VD PRO 1500 BOA



- Norm: EN ISO 20345, S2 SRC CI
- Light-weight microfiber, seamless shoe design
- BOA® fit system
- Dust flap
- Breathable, functional lining
- Leather insole
- Full-length, removable insole ERGO-SOFT ESD with additional cushioning effect and excellent moisture transportation
- Outsole: TPU Athletic ESD, blue
- Multi-zone cushioning VARIO Multiflex
- Aluminum toe cap




Part no.	Colour	Fit	Sizes
2575.VD1500BOA.NB	Black/Blue	Normal	36 - 48/49
2575.VD1500BOA.XB	Black/Blue	Xtra wide	36 - 48/49

S2 STEITZ SECURA CP 4310 BOA

NEW



- Norm: EN ISO 20345, S2 SRC
- Modern textile with distinctive high frequency embossing
- Pleasant wearing comfort due to seamless shoe construction
- Reinforced, abrasion-resistant toe protection made of TPU
- Functional lining made of breathable textile and microfiber
- Full-length, replaceable comfort footbed insole ERGO-SOFT ESD with additional cushioning effect and excellent moisture absorption
- Outsole: TPU Competition ESD, black
- Cushioning: VARIO REBOUND technology
- Composite toe cap



Part no.	Colour	Fit	Sizes
2575.CP4310BOA.NB	Anthracite	Normal	36 - 50
2575.CP4310BOA.XB	Anthracite	Xtra wide	36 - 50

S1 STEITZ SCURA GREEN LABEL PINIUS

NEW



- Norm: EN ISO 20345, S1 SRC
- Modern sustainable mesh fabric
- Comfortable wearing sensation due to seamless shoe construction
- Reinforced, abrasion resistant lace protection
- Metal-free construction
- Vegan
- Functional lining made from sustainable textile
- Full-length, replaceable comfort footbed insole GREEN LABEL ESD with high recycling ante
- Outsole: TPU Competition ESD, dark gray
- Cushioning: VARIO REBOUND technology
- Eco-composite toe cap




Part no.	Colour	Fit	Sizes
2575.PINIUS.NB	Grey	Normal	36 - 50
2575.PINIUS.XB	Grey	Xtra wide	36 - 50

S1 STEITZ SCURA GREEN LABEL SALIX

NEW



- Norm: EN ISO 20345, S1 SRC
- Modern sustainable mesh fabric
- Comfortable wearing sensation due to seamless shoe construction
- Reinforced, abrasion resistant lace protection
- Metal-free construction
- Vegan
- Functional lining made from sustainable textile
- Full-length, replaceable comfort footbed insole GREEN LABEL ESD with high recycling ante
- Outsole: TPU Competition ESD, dark gray
- Cushioning: VARIO REBOUND technology
- Eco-composite toe cap



Part no.	Colour	Fit	Sizes
2575.SALIX.NB	Grey	Normal	36 - 50
2575.SALIX.XB	Grey	Xtra wide	36 - 50

S2 STEITZ SECURA OFFICER 40



- Norm: EN ISO 20345, S2 SR FO
- Smooth, easy-care leather
- Fine embossed structure
- Cuddly, soft lining made of genuine leather
- Heel lining made of abrasion-resistant microfiber
- Continuous, replaceable comfort footbed insert SUPER-SOFT ESD with particularly pronounced additional cushioning effect and excellent moisture absorption and excellent moisture absorption
- Outsole: TPU Office ESD, Anthracite
- Cushioning: SECURA VARIO®
- Steel toe cap



Part no.	Colour	Fit	Sizes
2575.OFFICER40.NB	Brown	Normal	38 - 50
2575.OFFICER40.XB	Brown	Xtra wide	38 - 50

S2 STEITZ SECURA OFFICER 50



- Norm: EN ISO 20345, S2 SR FO
- Smooth, easy-care nubuck leather
- Fine embossed structure
- Flexible slip-in due to stretch inserts
- Heel lining made of abrasion-resistant microfiber
- Breathable textile lining
- Continuous, replaceable comfort footbed insert SUPER-SOFT ESD with particularly pronounced additional cushioning effect and excellent moisture absorption and excellent moisture absorption
- Outsole: TPU Office ESD, Anthracite
- Cushioning: SECURA VARIO®
- Steel toe cap



Part no.	Colour	Fit	Sizes
2575.OFFICER50.NB	Blue	Normal	38 - 50
2575.OFFICER50.XB	Blue	Xtra wide	38 - 50

S2 STEITZ SECURA OFFICER 51



- Norm: EN ISO 20345, S2 SR FO
- Smooth, easy-care nubuck leather
- Fine embossed structure
- Flexible slip-in due to stretch inserts
- Heel lining made of abrasion-resistant microfiber
- Breathable textile lining
- Continuous, exchangeable comfort footbed insole SUPER-SOFT ESD with particularly pronounced additional cushioning effect and excellent moisture absorption and excellent moisture absorption
- Outsole: TPU Office ESD, Anthracite
- Cushioning: SECURA VARIO®
- Steel toe cap



Part no.	Colour	Fit	Sizes
2575.OFFICER51.NB	Grey	Normal	38 - 50
2575.OFFICER51.XB	Grey	Xtra wide	38 - 50



ABEBA®



OUTSOLES

PU WALKING SOLE



Reflexor Air cushion

TPU WALKING SOLE



The Original Easy Uni 6 Dynamic

DISSIPATIVE LEATHER WALKING SOLE



Manager

LIGHTWEIGHT MONO-PU-SOLE



Arrow

NON-SLIP SPECIAL RUBBER WALKING SOLE



Rubber Nature



O2 ABEBA® 32600 / 32610



- Norm: CE, EN ISO 20347, O2, SRA
- Grained leather
- Slip resistance PU outsole
- Breathable microfiber lining with moisture absorption
- Replaceable insole (part no. 2590.3551)
- Instep area with lacing



Part no.	Colour	Sizes
2590.32600	White	35 - 47
2590.32610	Black	35 - 47

O1 ABEBA® 32300 / 32310



- Norm: CE, EN ISO 20347, O1, SRA
- Smooth leather, perforated
- Slip resistance PU outsole
- Breathable microfiber lining with moisture absorption
- Replaceable insole (part no. 2590.3551)



Part no.	Colour	Sizes
2590.32300	White	35 - 47
2590.32310	Black	39 - 47

O2 ABEBA® 36772 / 36773



- Norm: CE, EN ISO 20347, O2, FO, SRC
- Knitted textile
- Foamed PU midsole
- Slip resistance TPU outsole
- Replaceable Active Comfort insole (part no. 2590.352510)
- Breathable lining with Silver ions
- Instep area with lacing
- Protection against splash water



Part no.	Colour	Sizes
2590.36772	White	35 - 48
2590.36773	Blue	35 - 48

O2 ABEBA® 36775 / 36776



- Norm: CE, EN ISO 20347, O2, FO, SRC
- Knitted textile
- Breathable lining with Silver ions
- Instep area with lacing
- Foamed PU midsole
- Slip resistance TPU outsole
- Replaceable Active Comfort Insole (part no. 2590.352510)
- Protection against splash water



Part no.	Colour	Sizes
2590.36775	anthracite	35 - 48
2590.36776	Black	35 - 48



O2 ABEBA® 36761



- Norm: CE, EN ISO 20347, O2, FO, SRC
- Functional leather with honeycomb pattern
- Foamed PU midsole
- Slip resistance TPU outsole
- Replaceable Active Comfort insole (part no. 2590.352510)
- Breathable lining with Silver ions
- Instep area with lacing
- Scratch-proof
- Water-repellent



Part no.	Colour	Sizes
2590.36761	Black	35 - 48

O2 ABEBA® 36728 / 36729



- Norm: CE, EN ISO 20347, O2, FO, SRC
- Breathable textile
- Foamed PU midsole
- Slip resistance TPU outsole
- Replaceable Active Comfort insole (part no. 2590.352510)
- Breathable lining with Silver ions
- Instep area with lacing
- Water-repellent



Part no.	Colour	Sizes
2590.36728	Black	35 - 48
2590.36729	White	35 - 48

O1 ABEBA® 36721



- Norm: CE EN ISO 20347, O1, SRC
- Velours leather with breathable textile inlays
- Foamed PU midsole
- Slip resistance TPU outsole
- Replaceable Active Comfort insole (part no. 2590.352510)
- Breathable lining with Silver ions
- Instep area with lacing
- Reflective material



Part no.	Colour	Sizes
2590.36721	Black	35 - 48

OB ABEBA® 37630 / 37631



- Norm: CE, EN ISO 20347, OB, A, E, FO, SRC
- Smooth leather, perforated
- Slip resistance TPU outsole
- Replaceable Active Comfort Insole (part no. 2590.352710)
- Heel strap foldable, adjustable



Part no.	Colour	Sizes
2590.37630	White	35 - 48
2590.37631	Black	35 - 48

O2 ABEBA® 7131133 / 7131138



- Norm: CE EN ISO 20347, O2, FO, SRA
- Smooth leather
- Slip resistance PU outsole
- Replaceable Active Comfort Insole (part no. 2590.351610)
- Breathable lining with Silver ions
- Reflective material
- Suitable for heel and foot lift

x-light



Part no.	Colour	Sizes
2590.7131133	White	35 - 48
2590.7131138	Black	35 - 48

O1 ABEBA® 7131131 / 7131136



- Norm: CE EN ISO 20347, O1, FO, SRA
- Smooth leather
- Slip resistance PU outsole
- Replaceable Active Comfort Insole (part no. 2590.351610)
- Breathable lining with Silver ions
- Double velcro fastening
- Suitable for heel and foot lift

x-light



Part no.	Colour	Sizes
2590.7131131	White	35 - 48
2590.7131136	Black	35 - 48

O1 ABEBA® 37310 / 37315



- Norm: CE, EN ISO 20347, OB, A, E, FO, SRC
- Smooth leather
- Slip resistance TPU outsole
- Replaceable Active Comfort insole (part no. 2590.352610)
- Heel strap foldable, adjustable

DYNAMIC



Part no.	Colour	Sizes
2590.37310	White	35 - 48
2590.37315	Black/Brown	35 - 48

O1 ABEBA® 37312 / 37313



- Norm: CE, EN ISO 20347, OB, A, E, FO, SRC
- Smooth leather
- Slip resistance TPU outsole
- Replaceable Active Comfort insole (part no. 2590.352610)
- Heel strap foldable, adjustable

DYNAMIC



Part no.	Colour	Sizes
2590.37312	White/Blue	35 - 48
2590.37313	White/Red	35 - 48



OB ABEBA® 5300 / 5310

- Norm: CE, EN ISO 20347, OB, A, FO, SRC
- Smooth leather, perforated
- Slip resistance special rubber outsole
- Heel strap foldable, adjustable
- Leather top layer

rubber

IEC
EN

Part no.	Colour	Sizes
2590.5300	White	36 - 47
2590.5310	Black	36 - 47

OB ABEBA® 5250

- Norm: CE, EN ISO 20347, OB, SRC
- Smooth leather
- PU midsole
- Slip resistance special rubber outsole
- Heel strap foldable, adjustable
- Leather top layer

rubber

IEC
EN

Part no.	Colour	Sizes
2590.5250	Dark Blue	36 - 47

OB ABEBA® 38210 / 38212

- Norm: CE, EN ISO 20347, OB, A, FO, SRA
- Smooth leather
- Slip resistance PU outsole
- Heel strap foldable, adjustable
- Microfiber heel patch
- Breathable microfiber lining with moisture absorption
- Wide fit

Arrow

IEC
EN

Part no.	Colour	Sizes
2590.38210	Black	36 - 47
2590.38212	Black	48 - 51

OB ABEBA® 35600

- Norm: CE, EN ISO 20347, OB, A, FO, SRA
- Smooth leather, perforated
- Slip resistance PU outsole
- Heel strap foldable, adjustable
- Microfiber heel patch
- Breathable microfiber lining with moisture absorption
- Wide fit

rubber

IEC
EN

Part no.	Colour	Sizes
2590.35600	White	36 - 47

OB ABEBA® 37328 / 37329



- Norm: CE, EN ISO 20347, OB, A, E, FO, SRC
- Knitted textile
- Slip resistance TPU outsole
- Heel strap foldable, adjustable
- Breathable
- Protection against splash water
- Replaceable Active Comfort insole (part no. 2590.352610)

DYNAMIC



Part no.	Colour	Sizes
2590.37328	Anthracite	35 - 48
2590.37329	White	35 - 48

OB ABEBA® 31092



- Norm: CE, EN ISO 20347, OB, A, FO, SRC
- Smooth leather
- Slip resistance PU outsole
- Integrated Reflexor® massage footbed
- Breathable microfiber lining with moisture absorption
- Hand-sewn seam

Reflexor



Part no.	Colour	Sizes
2590.31092	Black	36 - 42

OB ABEBA® 36872



- Norm: CE, EN ISO 20347, OB, A, E, SRB
- Velours-/ Smooth leather
- Slip resistance PU outsole
- Replaceable Reflexor insole with nubs (part no. 2590.3572)
- Heel strap non-foldable, adjustable
- Breathable microfiber lining with moisture absorption
- Instep area with elastic band
- Buckle fastening
- Hand-sewn seam

Reflexor



Part no.	Colour	Sizes
2590.36872	Black Velour leather	36 - 43

OB ABEBA® 36902 / 36912



- Norm: CE EN ISO 20347, OB, A, E, SRB
- Smooth leather
- Slip resistance PU outsole
- 2 replaceable Reflexor® insoles (white shoe: part no. 2590.3565 / 2590.3567 black shoe: part no. 2590.3565 / 2590.3568)
- Breathable microfiber lining with moisture absorption
- 3 adjustable instep straps with velcro fastening
- Hand-sewn seam

Reflexor



Part no.	Colour	Sizes
2590.36902	White	36 - 42
2590.36912	Black	36 - 42



OB ABEBA® 4045 / 4050

- Norm: CE, EN ISO 20347, OB, A, FO, SRC
- Smooth leather, perforated
- Slip resistance special rubber outsole
- Leather coated cork footbed
- Heel strap non-foldable, adjustable
- Adjustable instep area
- Buckle fastening

NATURE**IEC
EN**

Part no.	Colour	Sizes
2590.4045	Night blue	34 - 48
2590.4050	White	34 - 48

OB ABEBA® 4080 / 4085

- Norm: CE, EN ISO 20347, OB, A, FO, SRC
- Smooth leather
- Slip resistance special rubber outsole
- Leather coated cork footbed
- 2 adjustable instep straps
- Velcro fastening

NATURE**IEC
EN**

Part no.	Colour	Sizes
2590.4080	White	34 - 48
2590.4085	Black	34 - 48

OB ABEBA® 39600 / 39610

- Norm: CE, EN ISO 20347, OB, A, E, SRC
- Autoclavable, sterilisable special material
- Slip resistance outsole
- Heel strap foldable, adjustable
- Washable at 60°C
- Snug fit

***Double sizes:**

35/36, 37/38, 39/40, 41/42, 43/44, 45/46
Please order the size printed in bold.

**AUTO-
KLAVIERBAR**

Part no.	Colour	Sizes
2590.39600	White	36 - 46*
2590.39610	Blue	36 - 46*

O1 ABEBA® 35710

- Norm: CE, EN ISO 20347, O1, SRB
- Smooth leather black
- Slip resistance PU outsole
- 2 replaceable Reflexor® insoles (part no. 2590.3566/3570)
- Breathable microfiber lining with moisture absorption
- Instep area with lacing
- Hand-sewn seam

Reflexor



Part no.	Colour	Sizes
2590.35710	Black	40 - 46

OB ABEBA® M3120



- Calf leather
- Antistatic leather outsole
- Leather insole
- Breathable microfibre lining with moisture absorption
- Instep area with lacing

OB ABEBA® 32450



- Smooth leather, black
- Slip resistance special rubber outsole
- Lining microfibre, respiration absorbing
- Instep area with lacing
- Leather insole

MANAGER

IEC
EN

Part no.	Colour	Sizes
2590.M3120	Black	39 - 47

MANAGER

IEC
EN

Part no.	Colour	Sizes
2590.32450	Black	40 - 47



ELECTRA



OUTSOLE UND FOOTBED

OUTSOLE


- Dissipative polyurethan outsole
- Permanently elastic
- Slip resistant and abrasion resistant sole profile



2550.2030
2550.2032

2550.1846

CORK FOOT-BED WITH NATURAL RUBBER



2550.2001.S

- Safe dissipation of electrostatic charges due to conductive rubber contact points
- The anatomically shaped cork footbed with natural rubber, ensures a comfortable fit and relieves the musculoskeletal system
- The ergonomic footbed also ensures a natural posture

ELECTRA 79250



- Smooth leather
- Comfortable fit
- **Natural rubber and cork inner sole with conductive rubber inner contact points**
- Made of natural leather
- PCP free
- Static dissipative PUR sole



Part no.	Colour	Sizes
2550.79250	White	35 - 48

ELECTRA 79253



- Smooth leather
- Comfortable fit
- **Natural rubber and cork inner sole with conductive rubber inner contact points**
- Made of natural leather
- PCP free
- Static dissipative PUR sole



Part no.	Colour	Sizes
2550.79253	Blue	35 - 48

ELECTRA 79350



- Smooth leather
- Comfortable fit
- **Natural rubber and cork inner sole with conductive rubber inner contact points**
- Made of natural leather
- PCP free
- Static dissipative PUR sole



Part no.	Colour	Sizes
2550.79350	White	35 - 48

ELECTRA 79353



- Smooth leather
- Comfortable fit
- **Natural rubber and cork inner sole with conductive rubber inner contact points**
- Made of natural leather
- PCP free
- Static dissipative PUR sole



Part no.	Colour	Sizes
2550.79353	Blue	35 - 48



ELECTRA 79150



- Smooth leather
- Comfortable fit
- Integral foot support
- **Natural rubber and cork inner sole with conductive rubber inner contact points**
- Made of natural leather
- PCP free
- Static dissipative PUR sole



Part no.	Colour	Sizes
2550.79150	White	35 - 48

ELECTRA 79153



- Smooth leather
- Comfortable fit
- Integral foot support
- **Natural rubber and cork inner sole with conductive rubber inner contact points**
- Made of natural leather
- PCP free
- Static dissipative PUR sole



Part no.	Colour	Sizes
2550.79153	Blue	35 - 48

ELECTRA 79450



- Smooth leather
- Comfortable fit
- Integral foot support
- **Natural rubber and cork inner sole with conductive rubber inner contact points**
- Made of natural leather
- PCP free
- Static dissipative PUR sole



Part no.	Colour	Sizes
2550.79450	White	35 - 48

ELECTRA 79453



- Smooth leather
- Comfortable fit
- Integral foot support
- **Natural rubber and cork inner sole with conductive rubber inner contact points**
- Made of natural leather
- PCP free
- Static dissipative PUR sole



Part no.	Colour	Sizes
2550.79453	Blue	35 - 48

ELECTRA 2030



- Nubuck leather
- Comfortable fit
- Integral foot support
- **Natural rubber and cork inner sole with conductive rubber inner contact points**
- PCP free
- Static dissipative PUR sole
- **Replaceable rubber and cork inner sole**
(Part no. 2550.2001.S)



Part no.	Colour	Sizes
2550.2030	Black	35 - 48

ELECTRA 2032



- Nubuck leather
- Comfortable fit
- Integral foot support
- **Natural rubber and cork inner sole with conductive rubber inner contact points**
- PCP free
- Static dissipative PUR sole
- **Replaceable rubber and cork inner sole**
(Part no. 2550.2001.S)



Part no.	Colour	Sizes
2550.2032	Black	36 - 47

ELECTRA 1846



- Velours leather
- Comfortable fit
- Integral foot support
- **Natural rubber and cork inner sole with conductive rubber inner contact points**
- PCP free
- Static dissipative PUR sole
- **Wedge heel**



Part no.	Colour	Sizes
2550.1846	Blue	35 - 42



BIRKENSTOCK®

PROFESSIONAL



OUTSOLE UND FOOTBED



EVA/PU-OUTSOLE

- Slip resistant and ebrasion resistant outsole
- Oil-resistant
- Excellent cushioning
- Permanently elastic latex cushion in soft footbed
- Velour surface



FOOTBED

- ① The anatomically shaped footbed ensures a unique comfort.
- ② The integrated static inhibitor protects against dangerous electrostatic discharges.
- ③ Strong footbed buckles ensure solid natural footing.
- ④ The cushioning cork-latex core support and relieves the feet.
- ⑤ The deep heel cup supports the foot and holds the heel bone in its natural position.

BIRKENSTOCK ARIZONA



- Original BIRKENSTOCK®-inner sole
- Air climate comfort
- Comfortable fit
- Made of BirkoFlor®
- Static dissipative EVA/PU sole
- 2 adjustable straps
- Anatomically formed cork-latex footbed

IEC
EN

Part no.	Colour	Fit	Sizes
2580.089438	Blue	Slim	35 - 48
2580.089430	Blue	Normal	35 - 48

BIRKENSTOCK ARIZONA



- Original BIRKENSTOCK®-inner sole
- Air climate comfort
- Comfortable fit
- Made of BirkoFlor®
- Static dissipative EVA/PU sole
- 2 adjustable straps
- Anatomically formed cork-latex footbed

IEC
EN

Part no.	Colour	Fit	Sizes
2580.089418	White	Slim	35 - 48
2580.089410	White	Normal	35 - 48

BIRKENSTOCK ARIZONA



- Original BIRKENSTOCK®-inner sole
- Air climate comfort
- Comfortable fit
- Made of BirkoFlor®
- Static dissipative EVA/PU sole
- 2 adjustable straps
- Anatomically formed cork-latex footbed

IEC
EN

Part no.	Colour	Fit	Sizes
2580.089428	Black	Slim	35 - 48
2580.089420	Black	Normal	35 - 48

BIRKENSTOCK BOSTON



- Original BIRKENSTOCK®-inner sole
- Air climate comfort
- Comfortable fit
- Made of leather
- Static dissipative EVA/PU sole
- Adjustable straps
- Anatomically formed cork-latex footbed

IEC
EN



Part no.	Colour	Fit	Sizes
2580.061368	Black	Slim	36 - 42
2580.061360	Black	Normal	39 - 48
2580.061370	White	Slim	39 - 48
2580.061378	White	Normal	36 - 42
2580.061380	Blue	Slim	39 - 48
2580.061388	Blue	Normal	36 - 42

BIRKENSTOCK TOKIO



- Original BIRKENSTOCK®-inner sole
- Air climate comfort
- Comfortable fit
- Made of **leather**
- Static dissipative EVA/PU sole
- Adjustable straps / heel strap
- Anatomically formed cork-latex footbed

IEC
EN

Part no.	Colour	Fit	Sizes
2580.061408	Black	Slim	36 - 42
2580.061400	Black	Normal	39 - 48
2580.061398	Blue	Slim	36 - 42
2580.061390	Blue	Normal	39 - 48
2580.061410	White	Slim	39 - 48
2580.061418	White	Normal	36 - 42

BIRKENSTOCK QO 500 ESD



- Oil- and grease-resistant outsole
- Energy absorption in the heel area
- Upper: waterresistant smooth leather
- Slip resistant sole made of nitrile rubber
- Replacable BIRKENSTOCK® cork footbed

IEC
EN

Part no.	Colour	Fit	Sizes
2580.1011366	White	Normal	35 - 48
2580.1011365	Black	Normal	35 - 48





Active Comfort

The Abeba „Active Comfort“ insole offers additional support to the metatarsal area of the foot by its new technically mature form.

The breathable insole has antibacterial properties and is electrostatically dissipative. It absorbs the fluids and transports them outside and thus keeps the feet dry.

- Odour-impeding activated carbon
- Cushioning effect
- Breathability
- Moisture absorption
- Moisture release to the outside
- Antibacterial
- Light



Soft Comfort

- Best wearing comfort
- Pleasantly tender surface
- Anatomic midfoot pad
- All-over cushioning and breathable



Reflexor® Insole

- Massage active footbed
- Stimulates the blood circulation by massage knobs
- Orthopaedic footbed

ABEBA® INSOLES



- Active comfort insole for safety shoes



Part no.	Model	Design	Sizes
2590.352320	anatom	closed	35 - 48
2590.352420	anatom	open	35 - 48

ABEBA® INSOLES



- Active comfort insole for professional shoes



Part no.	Model	Design	Sizes
2590.351610	x-light	closed	35 - 48



ABEBA® INSOLES



- Active comfort insole

uni6

IEC
EN

Part no.	Model	Design	Sizes
2590.352510	uni6	closed	35 - 48
2590.352520	uni6	closed	35 - 48

ABEBA® INSOLES



- Active comfort insole for safety shoes

x-light

IEC
EN

Part no.	Model	Design	Sizes
2590.351620	x-light	closed	35 - 48
2590.351720	x-light	open	35 - 48

ABEBA® INSOLES



- Active comfort insole for occupational shoes (Dynamic)
- Medifit insole for occupational shoes (Dynamic flow)

DYNAMIC

DYNAMIC
flow

IEC
EN

Part no.	Model	Design	Sizes
2590.352610	Dynamic	open	35 - 48
2590.352630	Dynamic flow	closed	35 - 48

ABEBA® INSOLES



- Active comfort insole professional shoes

easy

IEC
EN

Part no.	Model	Design	Sizes
2590.352710	Easy	open	35 - 48



ABEBA® INSOLES



- Replacable comfort insole for shoes with air cushion PU sole

cushion

IEC EN

Part no.	Model	Sizes
2590.3551	air cushion	35 - 47

ABEBA® INSOLES



- Microfiber
- Reflexor® massage active footbed
- Stimulates the blood circulation by massage knobs
- Orthopaedic footbed
- Dissipative

IEC EN

Part no.	Model	Shoe type	Sizes
2590.3565	Reflexor	Women	36 - 42
2590.3566	Reflexor	Men	40 - 46
2590.3572	Reflexor	Women open	36 - 43

ABEBA® INSOLES



- Microfiber
- Reflexor® Insole
- Massage active footbed
- Stimulates the blood circulation by massage knobs
- Antistatic
- Dissipative

IEC EN

Part no.	Model	Shoe type	Sizes
2590.3568	Reflexor	Women (Anthracite)	36 - 42
2590.3570	Reflexor	Men (Anthracite)	40 - 46

STEITZ INSOLES ORTHO-SOFT



- Insole adapted to the foot shape with individually selectable support of the longitudinal arch.
- The anatomically shaped foam insert supports cushioning effect over the entire walking area and relieves sensitive pain and pressure points.

- Z25600:** Strong support of the longitudinal arch. Particularly suitable for high arches.
- Z25700:** Reinforced support of the longitudinal arch. Particularly suitable for normal and fallen arches.
- Z25800:** Mild support of the longitudinal arch. Particularly suitable for flat feet.

IEC EN

Part no.	Model	Größe
2575.Z25600	High	35 - 48
2575.Z25700	Medium	35 - 48
2575.Z25800	Low	35 - 48



STEITZ INSOLES
ERGO-COOL® ESD



ERGO-COOL® ESD

- Comfort insole with cushioning grid structure for best air circulation

IEC
EN

Part no.	Sizes
2575.Z25300	35 - 48

STEITZ INSOLES
ERGO-SOFT ESD



ERGO-Soft ESD

- Comfort insole with a supportive Soft-foam cushioning-system for a comfortable fit

IEC
EN

Part no.	Sizes
2575.Z25400	35 - 48

ELTEN INSOLES
ESD PRO



- abrasion proof
- full-length insole
- excellent moisture absorption and transmission properties for a pleasant foot climate

IEC
EN

Part no.	Shoe type	Sizes
2595.204054		35 - 52
2595.204056	Women	35 - 42

ELTEN INSOLES
SENSICARE




- anatomically shaped footbed comfortable natural heel-to-toe movement of the foot
- semi-orthopaedic inlay sole
- full-length insole with arch in 3 different heights (Low/Medium/High)

IEC
EN

Part no.	Model	Sizes
2595.204080	SensiCare Low	36 - 48
2595.204081	SensiCare Medium	36 - 48
2595.204082	SensiCare High	36 - 48



ELECTRA CORK FOOT-BED



- Replaceable cork foot-bed
(Part no. 2550.2030 und 2550.2032)

BIRKENSTOCK
CORK FOOT-BED

- Replaceable cork foot-bed
For Model QO 500 ESD

IEC
EN

Part no.	Colour	Sizes
2550.2001.S	Cork	35 - 48

IEC
EN

Part no.	Colour	Sizes
2580.101317	Cork	35 - 48

UVEX CLIMATIC INSOLE



2565.95188



2565.95348



2565.94908



2565.95798

- Full-surface foot shock absorption
- Highly breathable and moisture-absorbent material
- Perforation for approved breathability
- Shock absorption zones support natural foot movement
- Skin compatibility and pleasant surface structure
- Antistatic properties
- Supports foot arch



2565.95158

IEC
EN

Part no.	Sizes
2565.95188	35 - 48
2565.95348	35 - 48
2565.94908	35 - 48
2565.95798	35 - 48
2565.95158	35 - 48

HEEL GROUNDER



- For normal heel shoes
- Durable
- **Velcro heel grounder**
- 1 Mohm safety resistor

IEC
EN

Part No.	Colour
2560.890	Black/Blue
2560.895	Black/Blue/Red

HEEL GROUNDER



- For normal heel shoes
- **Durable quick release heel grounder**
- 1 Mohm safety resistor

IEC
EN

Part No.	Colour
2560.890.2.S	Black/Blue
2560.895.2.R	Black/Blue/Red

HEEL GROUNDER



- For normal heel shoes
- **Durable quick release heel grounder**
- 1 MOhm safety resistor
- Red, elastic heel band
- Replaceable connecting strap
- Colour: Black/Blue/Red

IEC
EN

Part No.	Model	Length	Qty.
2560.890.R	Heel grounder with replaceable connecting strap		
2560.890.R.47	Connecting strap	47 cm	100 pcs
2560.890.R.100	Connecting strap for boots	100 cm	25 pcs

WOMEN'S TOE GROUNDER



- For high heel shoes
- 1 Mohm safety resistor

IEC
EN

Part No.	Colour
2560.891	Black
2560.891.2.S	Blue

WALL MOUNTED CONTAINER



- Plastic wall mounted container
- Colour: yellow with black print
- Supplied without "disposable heel grounders"

Part No.	Measurement
2560.894.H.N	315 x 55 x 200 mm (L x W x H)

DISPOSABLE HEEL GRINDERS



- For normal heel shoes
- Conductive material strips, self-adhesive

Part No.	Colour	Qty.
2560.894	Black/Yellow	100 pcs

IEC
EN

REUSABLE CAP



- Dissipative reusable cap
- Made of static dissipative polyester fabric

Part No.	Colour	Qty.
8761.H.B	White	10 pcs

REUSABLE OVERSHOE



- Dissipative disposable overshoe
- Made of non-woven material
- Includes conductive, carbon coated connecting strap
- Colour: blue

Part No.	Sizes	Qty.
8782.D.O	35-44	100 pcs
8782.D.O.XL	45-50	100 pcs

IEC
EN

ESD-SOCKS



- Snug fit and comfortable ESD socks
- Seamless toe area
- Conductive yarn throughout the socks
- 60% Cotton, 37% Polyester, 3% silver threads
- With ESD Logo

S = 36–38, M = 39/40, L = 41/42, XL = 43–45, 2XL = 46–48

Part No.	Colour
2720.8140.*	Black
* S, M, L, XL, 2XL	

ESD-SOCKS



- Snug fit and comfortable ESD socks
- Conductive yarn in toe und heel area
- 90% Polyester, 7% Spandex, 3% silver threads
- With ESD Logo

S = 36–38, M = 39/40, L = 41/42, XL = 43–45, 2XL = 46–48

Part No.	Colour
2720.4260.*	White/Grey
* S, M, L, XL, 2XL	

REUSABLE OVERSHOE



- Dissipative reusable overshoe for normal street shoes
- Made of static dissipative polyester fabric
- Colour: white
- Disposable carbon coated connection strap
- Walking sole: **non-slip** dissipative rubber material

IEC
EN

Part No.	Qty.
8781.P.CR.*	1 pair incl. strap
8781.P.40 (strap)	100 pcs
*S (35–39), L (40–43), XL (44–48)	

REUSABLE OVERSHOE



- Dissipative reusable overshoe
- Made of static dissipative polyester fabric, colour white
- Disposable carbon coated connecting strap

IEC
EN

Part No.	Qty.
8781.P.B.*	5 pairs incl. strap
8781.P.40 (strap)	100 pcs
*S (35–39), L (40–43), XL (44–48)	



WRIST STRAPS

Adjustable, elastic, with silver impregnated threads interwoven on the inside, hypoallergenic



IEC
EN

Part No.	Colour	Connection
2050.750.3	Light blue	3 mm snap
2050.750.7	Light blue	7 mm snap
2050.750.10	Light blue	10 mm snap
2051.750.3	Dark blue	3 mm snap
2051.750.10	Dark blue	10 mm snap

STAINLESS STEEL BAND

Expandable, adjustable band with an insulated shock resistant exterior, protects the wearer from electrical shocks, hypoallergenic



IEC
EN

Part No.	Colour	Connection	Size
2052.750.5.3	Black	3 mm snap	adjustable
2052.750.5.10	Black	10 mm snap	adjustable

COIL CORDS

2100.752.*



- Lightweight 2,4 m coil cords
- 10 mm snaps

IEC
EN

Part No.	Colour	Connection
2 x 1 Mohm resistors, length: 2,4 m		
2100.752.3.10	Light blue	3/10 mm snap
2100.752.7.10	Light blue	7/10 mm snap
2100.752.10.10	Light blue	10/10 mm snap
2101.752.3.10	Black	3/10 mm snap
2101.752.10.10	Black	10/10 mm snap
2 x 1 Mohm resistors, length: 3,6 m		
2101.752.3.10.1	Black	3/10 mm snap
1 Mohm resistors, length: 2,4 m		
2100.751.3	Light blue	3 mm snap/ banana plug
2100.751.7	Light blue	7 mm snap/ banana plug
2100.751.10	Light blue	10 mm snap/ banana plug
2101.751.3	Black	3 mm snap/ banana plug
2101.751.10	Black	10 mm snap/ banana plug

2100.751.*

MINI COIL CORDS

2101.780.3.10



- Ultralight weight
- 2,4 m length

IEC
EN

2101.780.3



2101.751.3.2

Part No.	Colour	Connection
2 x 1 Mohm resistors		
2101.780.3.10 *	Black	3/10 mm snap
2101.780.3	Black	3 mm snap/ banana plug
1 Mohm resistors		
2101.751.3.2	Black	3 mm snap/angled 4 mm socket for 3M system



Continuous wrist strap monitor

Test method: Impedance capacitive measurement
 Test range: 1 MOhm ... (100 pF + 2 MOhm) OK
 HI-Fail > 5 Mohm
 LO-Fail < 400 kohm
 Signal: Audible and visible (7100.181)
 + visible and via relay output (7100.181.K)



Video

Part No.

7100.181	Safety Pips with a 10 mm snap (battery operated) incl. calibration certificate
7100.181.EB	Safety Pips with a 10mm snap and grounding plug
7100.181.K	Safety Pips with relay output, 10 mm snap Operation: 230 VAC power supply incl. calibration certificate
7100.181.C	Calibration Unit for Safety Pips / Safety Pips K incl. calibration certificate
7100.181.103	Power supply 230V AC for 7100.181 and 7100.181.EB retrofit
7100.181.H	Mounting bracket for Safety Pips
7100.181.K.M	Additional module with 3 LED's (two colours: red and green), for Safety Pips K with about 2 m connecting cable. Green = ok / red = nok.

GROUNDING CORD



- For floor and table mats with 1 Mohm safety resistor

Part No.	Length	Connection
2250.758.1	0,75 m	10 mm snap/4 mm ring terminal
2250.758	1,5 m	10 mm snap/4 mm ring terminal
2250.758.2	3,0 m	10 mm snap/4 mm ring terminal
2250.756	1,5 m	10 mm snap/banana plug
2250.765	3,0 m	10 mm snap/banana plug
2250.762	1,5 m	10 mm snap/10 mm snap
2250.762.1	1,5 m	10 mm snap/10 mm snap without resistor

GROUNDING CORD



Stackable banana plug socket/10 mm, 1 Mohm resistorized snap, a 3 m cord and a banana plug.

Part No.	Length	Connection
2250.757	3 m	10 mm encapsulated snap / banana plug socket

GROUNDING CORD



underneath

application example



- Grounding Cord with protective cap
- 1 Mohm safety resistor

Part No.	Length	Connection
2250.790	1,8 m	10 mm snap/4 mm ring terminal for table mats
2250.790.2	4,5 m	10 mm snap/4 mm ring terminal for floor mats
2250.795.15	0,15 m	Connecting cable with 2 x 10 mm snap

CENTRAL GROUNDING BOX



- Grounding box with 7 screws
- Suitable for 4 mm ring terminal connection
- Reliable grounding cords connection to ESD ground or protective ground
- Removable protection lid
- ESD symbol

Part No.	
2200.B	Central grounding box

EARTH CONNECTING BOX



2200.121.10.Y



2200.121.10.1.Y



2200.121.10.2.Y



2200.W.3



2200.121.10.13.Y



2200.W.5

Earth Bonding Point (EBP) includes 2,0 m earthing cable with a 4 mm ring terminal (1 Mohm resistor for every input).

Part No.

2200.121.10.Y	2 x 10 mm snaps and 1 x 4 mm; banana plug socket
2200.121.10.1.Y	With 3 x 10 mm snaps
2200.121.10.2.Y	With 1 x 10 mm snap and 2 x 4 mm banana plug sockets
2200.W.3	Yellow, right angle with 3 x 10 mm snaps
2200.121.10.13.Y	2 x plug socket for 3M system; 1 x 10 mm snap
2200.W.5	1 x 10 mm snap; 2 x 4 mm banana plug socket

GROUNDING PLUG



2200.110.Y



2200.111.Y



2200.113.Y



2200.115.Y



2201.230



2201.245



2201.258

Used for direct and easy mat grounding

Part No.

2200.110.Y	Without cable, banana plug socket, without resistor
2200.111.Y	With 2,4 m coil cord, 1 Mohm safety resistor and a 10 mm snap
2200.113.Y	2 m flat cable, 4 mm ring terminal, without resistor
2200.115.Y	With 4,5 m flat cable, 1 Mohm safety resistor and a 10 mm snap (with protective cap)
2201.230	Without cable, 1 MOhm resistor; 3 x 10 mm snap
2201.245	Without cable, 1 MOhm resistor; 2 x 10 mm snap, 1 x screwed connection for 4 mm ring terminal
2201.258	Without cable, 1 MOhm resistor; 1 x 10 mm snap, 2 x 4 mm banana plug socket



2200.110.Y.CH



2200.111.Y.CH



2200.113.Y.CH



2200.115.Y.CH

Used for direct and easy mat, or personnel grounding

Part No.	
2200.110.Y.CH	Without cable, banana plug socket, without resistor
2200.111.Y.CH	With 2,4 m coil cord, 1 Mohm safety resistor and a 10 mm snap
2200.113.Y.CH	2 m flat cable, 4 mm ring terminal, without resistor
2200.115.Y.CH	With 4,5 m flat cable, 1 Mohm safety resistor and a 10 mm snap (with protective cap)

ACCESSORIES



7110.E8.Y



2287.10.4



2287.10.10



2280.774.10

Part No.	
7110.E8.Y	8-socket grounding box
2280.774.10	Big alligator clip, with a banana plug socket, and a 10 mm snap
2287.10.4	Encapsulated banana plug adapter, includes 10 mm / 4 mm snaps
2287.10.10	10 mm snap 10 mm (stackable snap)



2280.779.10



2280.771



2280.800

application example



2280.772.12



2280.778



2280.778.6.7



2280.778.6.11

Part No.

2280.779.10	Tool for 10 mm snap
2280.771	10 mm snap fastener
2280.778	Adapter from a 4 mm banana plug socket to a 10 mm snap fastener
2280.772.12	Top part of 10 mm snap for installation on metal surfaces (without screw)
2280.800	Hollow Punch for punching holes in table mats or floor mats Forged iron with hardened cutting edges; Aluminium base plate (80 x 80 x 10 mm)
2280.778.6.7	10 mm snap adapter, Hexagon height 3,5 mm, Spanner gap 12 mm, Tread M6 x 16, Total length: 23 mm
2280.778.6.11	10 mm snap adapter, Hexagon height 7 mm, Spanner gap 12 mm, Tread M6 x 16, Total length: 26,5 mm

CENTRAL GROUNDING BOX FOR FLOORING SYSTEMS



application example

2200.113.Y
page 75

Grounding box for connecting ESD flooring material

- Grounding box with 2 screws
- 2 m self-adhesive copper band on roll
- Protection lid
- Banana plug socket
- ESD symbol



Part No.

2200.BFE Grounding box with dowel and screw



Metriso® B530 - test kit includes: digital high resistance tester, 2 probes model 870 with extension, a hand-held probe with connecting cable, user's instructions in German, English and French, calibration certificate, conductive carrying case fitted with dissipative pink foam.

- Suitable for resistance point-to-point and resistance to ground measurements
- Test voltage / Test current:
Ohmic range: $1 \text{ mA} \leq I \leq 1,3 \text{ mA}$
High ohmic range: DC 10 volts, 100 volts and 500 volts
- Test range:
Low ohmic range: 1 Ohm to 9,99 KOhm
High ohmic range: 1 KOhm to 199 GOhm
- Operation: Battery operated
- Probes: 2 x Model 870 (weight: 2,27 kg / Ø 63,5 mm) with conductive rubber (grey) and extension, 1 x hand-held probe Model 45

complies with IEC 61340-4-1, IEC 61340-2-3, IEC 61340-4-5

IEC
EN


Part No.	
7100.B530.MK	Metriso® B530 Basic Test-Kit
7100.B530.G	Metriso® B530 Basic, instrument only
7100.B530.MK.850	Metriso® B530 Basic Test-Kit with probe model 850



Video

!

Cable reel, 50 m,
available on request.
Part No. 7100.2000.TR50



Verification Unit
Part No. 7100.RM.VU
see page 148

THERMO-HYGROMETER TF-530



Digital thermo-hygrometer, ideal for fast and precise measurement of temperature and humidity.

- MAX/MIN/HOLD-function
- Backlight
- Automatic shutdown
- Tripod thread 1/4"
- Measuring range:
Temperature: $-30...+70^{\circ}\text{C}$
Humidity: 0 ... 100%
- Dimension: 165 x 52 x 35 mm (L x W x H)
- Weight: 115g (without Battery)

Includes:
Meter, 9 V-Battery, Leather Case, Manual (german/english), calibration certificate

Part No.	
7100.TF530	Digital Thermo-Hygrometer TF-530





! Cable reel, 50 m, available on request. Part No. 7100.2000.TR50



Clip-on humidity and temperature sensor



Video



Barcode scanner

Metriso® 3000 - test kit includes: digital high resistance tester, temperature and relative humidity sensor, USB port, PC software ETC for Windows®, 2 probes, a hand-held probe with connecting cable, user's instructions in German, English and French, calibration certificate, conductive carrying case fitted with dissipative pink foam.

- Suitable for resistance point-to-point and resistance to ground measurements
- Integrated data logger with USB communication port for data transmission (50.000 test values). The supplied Report Generating Software ETC allows to generate a complete test report
- Clip-on humidity and temperature sensor
- A barcode scanner can be used in order to record test points before testing

- Test voltage / Test current: $1 \text{ mA} \leq I \leq 1,3 \text{ mA}$
High ohmic range: DC 10 volts, 100 volts and 500 volts
- Test range: low ohmic range: 1 Ohm to 9,99 kOhm
High ohmic range: 1 kOhm to 1,2 TOhm
- Operation: Battery operated
- Probes: 2 x Model 850 (weight: 2,27 kg / Ø 63,5 mm)
with conductive rubber
1 x hand-held probe Model 45

complies with
IEC 61340-4-1, IEC 61340-2-3, IEC 61340-4-5

IEC
EN

Part No.

7100.3000.MK	Metriso® 3000 Test Kit, menu language German/English/French/Spanish
7100.3000.MK.870	Metriso® 3000 Test Kit with Probes 870, menu language German/English/French/Spanish
7100.3000.G	Metriso® 3000 Test Instrument only, menu language German/English/French/Spanish

Accessories / spare parts

7100.2000.TR50	50 m extension cable for floor measurements
7100.2000.ML	Replacement set of connecting cables (com/shield, +pole)
7100.3000.TF	temperature / humidity sensor
7100.3000.SC.2D	Barcode-Scanner for 2D and 1D Codes
7100.3000.Z502H	Rechargeable battery pack 8 x NiMH
7100.3000.Z502R	Charger unit for rechargeable battery

In the ETC software master data and information can be added to the test object, before performing the testing of ESD control elements.

Wolfgang Warmbier
Systeme gegen Electrostatik

Report no. 20210707063745

Test report

Master data

Customer no.	C0000001	Date of measurement	07.07.2021
Customer	Fa. Mustermann Elektronik AG Untere Glesswiesen 21 78247 Hitzingen	Order no.	20210707063745
Representative	Max Mustermann	Contractor	Wolfgang Warmbier GmbH & Co. KG
		Tester	Tester 1

Test objects

Test object/Location	Hitzingen	Object description	ESD areas
		Part number	
		Charge	
		Number of units	1

Testing

Beginning of testing	07.07.2021	End of testing	07.07.2021
Performed in accordance with	IEC 61340-2-3 IEC 61340-4-1	Reason for testing	Verification
Instruments used	MetrISO 3000 T.F Sensor Z550B		Wolfgang Warmbier/MetrISO 3000/WC3154.01.11.00

Signature

Representative		Tester	
Hitzingen	07.07.2021	Hitzingen	07.07.2021
Location	Date	Location	Date
	Signature		Signature

The software provides the option of adding a corporate logo. A protocol number is automatically generated.

Measurements

Building	T	H
B0000002 Production_hall_west_01	24.4 °C	60.9 %

E0000006 ESD_flooring_expy

Measurement type	Control item	MP	Measured value	Limit values	Passed
RESD	flooring Rg	MP_001	20.1 MOhm 99.5 V	< 1 GOhm	Yes
RESD	flooring Rg	MP_002	40.1 MOhm 99.8 V	< 1 GOhm	Yes
RESD	flooring Rg	MP_003	10.1 MOhm 99.4 V	< 1 GOhm	Yes
RESD	flooring Rg	MP_004	20.1 MOhm 99.5 V	< 1 GOhm	Yes
RESD	flooring Rg	MP_005	2 MOhm 98.9 V	< 1 GOhm	Yes
RESD	flooring Rg	MP_006	10.1 MOhm 99.4 V	< 1 GOhm	Yes
RESD	flooring Rg	MP_007	20.1 MOhm 99.5 V	< 1 GOhm	Yes
RESD	flooring Rg	MP_008	10.1 MOhm 99.4 V	< 1 GOhm	Yes
RESD	flooring Rg	MP_009	40.1 MOhm 99.8 V	< 1 GOhm	Yes
RESD	flooring Rg	MP_010	100 MOhm 99.6 V	< 1 GOhm	Yes

In the test report the ESD control element, the measuring point, the measured value and the indicated test voltage are displayed.

By selecting the control element, the limit value is transferred automatically to the report and the measurement status is displayed.

Report template: MetrISO 3000 (protocol_template_GMC-L\MetrISO_3000_en.qtd)

Master data Test objects Testing Measurements Comments Reporting

Performed in accordance with

<input checked="" type="checkbox"/> IEC 61340-4-1	<input checked="" type="checkbox"/> Verification
<input checked="" type="checkbox"/> IEC 61340-2-3	<input type="checkbox"/> Qualification
<input type="checkbox"/> IEC 61340-4-6	
<input type="checkbox"/> IEC 61340-4-8	
<input type="checkbox"/> Others	

Reason for testing

Instruments used

<input checked="" type="checkbox"/> MetrISO 3000	Beginning of testing	07.07.2021
<input checked="" type="checkbox"/> T.F Sensor Z550B	End of testing	07.07.2021
<input type="checkbox"/> Others		
<input checked="" type="checkbox"/> Wolfgang Warmbier/MetrISO 3000/WC3154.01.11.00		

Further data

Buttons:

Preset ESD standards can be selected in the protocol assistant. The user can define, whether the measurement is for verification or qualification.


The used instruments and probes can be selected. Default texts are also editable.

Measurement structures can also be imported via Excel / csv.

Customer ID	Customer name	Building ID	Building Designation	ESD ID	ESD label	ESD type	ESD class	ESD points of measurement
5534	Building 53	10	Production	1	table mat grey	table_top	Qualification	2
5534	Building 53	22	Production	2	table mat grey	table_top	Qualification	2
5534	Building 53	10	Production	3	chair Comfort	chair	Ventilation	3
5534	Building 45	22	QM Department	1	table mat blue	table_top	Qualification	2
5534	Building 45	23	QM Department	2	table mat blue	table_top	Qualification	2
5534	Building 45	24	QM Department	3	chair Economy	chair	Ventilation	3
5534	Building 68	25	End test	1	garments AM100	garment	Ventilation	3
5534	Building 68	15	End test	2	garments Fold	garment	Ventilation	3



Video

Video
„hands-free“Footwear electrode for separate shoe testing
Dimension: 350 x 500 mm

The Personnel Grounding Tester PGT®120 is a wrist strap and footwear tester for access control of ESD protected areas (EPA's)

- The test result is indicated with audible and visual signals. A relay with a dry contact provides the connection to a door opening system
- Power supply: Internal battery or external power supply unit
- Wrist strap, right and left shoe testing is simultaneously possible by separate measuring circuits
- In combination with a barrier gate, the footwear measurement can be performed in series without pressing a button (hands-free mode).
- Separate measurement of left and right shoe
- Lower limit disabling is possible
- The unit can be used on bench tops or as a wall mounted unit (Wall mounting requires an additional wall mounting plate)
- Adjustable limits and specific functions through 12 dip switches

Includes:

PGT®120 unit, footwear testing electrode, operating instructions (english/german), Calibration Certificate, 9 volt battery and 230 VAC / 12 V power supply

IEC
EN

Part No.

7100.PGT120

Personnel Grounding Tester PGT®120



PGT®120 accessories see page 135





7100.PGT120.WK




Mat for footwear electrode
Dimension: 830 x 680 x 13 mm
Delivered without footwear electrode

Magnetic document holder made of IDP-STAT[®] - PVC in size DIN A3. Usable for various labeling options.



Separation bar for footwear electrode
PGT[®]120/PGT[®]120.COM

Mat for PGTest-Station



Calibration Unit for
PGT[®]120 with
12 Dip switches



PGTest station


Part No.	
7100.PGT120.WK	Wall mounting plate for PGT [®] 120 and PGT [®] 120.COM
7100.PGT120.CU.12	Calibration unit for PGT [®] 120 and PGT [®] 120.COM incl. calibration certificate for PGTs with 12 Dip switches
7100.PGT120.SM	Mat for footwear electrode with yellow bevelled edges, delivered without footwear electrode
7100.PGT120.TS	Separation bar for footwear electrode PGT [®] 120/PGT [®] 120.COM
7100.PGT120.TEST.V01	PGTest Station for PGT [®] 120 / PGT [®] 120.COM / PGT [®] 130.DT with magnetic document holder made of IDP-STAT-PVC in size DIN A3, incl. wall mounted container
7100.PGT120.VXX.SM	Mat for PGTest- Station V01 & V18 With yellow bevelled edges incl. compensating plate

STEEL POST FOR PGT[®]120 WITH HOLDER



application example

7100.PGT120.WK



7100.PGT120.WK.H



- Powder coated steel post
- Colour: yellow
- Plastic coated steel base in black
- Post height: 960mm
- Base diameter: 350mm
- Weight: 10 kg
- Holder for PGT[®]120 attachable
- Standard wall bracket 7100.PGT120.WK adjustable on holder

1801.G.P.TERM



7100.PGT120.SM.TERM

Part No.	
1801.G.P.TERM	Steel post incl. dummy and steel base
7100.PGT120.WK.H	Holder for PGT [®] 120, attachable
7100.PGT120.WK	Wall mounting plate
7100.PGT120.SM.TERM	Mat for footwear electrode with yellow bevelled edges, delivered without footwear electrode
7100.PGT120.TERM.SET	Set Pos. 1 – 4
7100.PGT120.WK.H.DT	Holder extension for Data Terminal 3



PGTest STATION WITH TC18 TOUCHSCREEN



Test: OK



Test: FAIL



Video

- Test station for PGT®120 or PGT®120.COM
- Dimensions: 1700 x 590 x 730 mm (H x W x D)
- PGT®120 and printer are not included.



Part No.

7100.PGT120.TEST.V18	PGTest Station for PGT®120.COM with Touchscreen-data terminal and temperature/humidity sensor incl. wall mounted container
7100.PGT120.VXX.SM	Mat for PGTest- Station V01 & V18 -with yellow bevelled edges -incl. compensating plate

PGT®120.COM WITH RS232 INTERFACE

The PGT®120.COM is a special version of the Personnel Grounding Tester PGT®120 and includes an additional RS232 interface. The RS232 interface is able to process measurement data and test results in ASCII like time attendance systems.

- Adjustable door opening time (1 second or 3 seconds)
- Power supply: external power supply unit 230V AC / 12 V

Description of Interface:


- A computer or a terminal can be connected to the serial RS232 interface. Data is available in ASCII format, a computer with terminal program is sufficient to monitor measurement data in plain text.

Data:

- value footwear in series: value in kOhm
- value wrist strap system: value in kOhm
- value left foot: value in kOhm
- value right foot: value in kOhm
- test OK: OK
- test failed: Error no.

Includes:

PGT®120.COM, footwear testing electrode, calibration certificate, operating instructions (german/english), RS232 cable, power supply 230 V AC / 12 V



PGT®120.COM brochure



Part No.

7100.PGT120.COM	Special version PGT®120.COM with RS232-interface
------------------------	--



PGT®120 accessories see page 135



PGT120.COM Data Terminal - Measurement

History SysInfo Configuration Logout

Date	Time	Shoe left	Shoe right	Wrist/Smock	Result	ID	Temp.	RH
2021-06-12	08:30:55	2.5 MΩ	2.9 MΩ	4.8 MΩ	OK	User 04	25°C	47.3%
2021-06-12	08:30:32	2.6 MΩ	3.2 MΩ		OK	User 02	25°C	47.3%
2021-06-12	08:29:50	2.4 MΩ	Hi Fail		Right shoe Hi-Fail	User 02	25°C	47.3%
2021-06-12	08:29:11	2.6 MΩ	3.1 MΩ		OK	User 02	25°C	47.3%
2021-06-12	08:28:32			4.0 MΩ	OK	User 03	25°C	47.3%
2021-06-12	08:27:52	2.7 MΩ	3.3 MΩ	6.4 MΩ	OK	User 04	25°C	47.3%
2021-06-12	08:20:05	2.6 MΩ	3.2 MΩ		Wrong Measurement	User 03	25.1°C	47.3%
2021-06-12	08:18:57	2.6 MΩ	3.3 MΩ		OK	User 02	25°C	47.3%
2021-06-12	08:18:16			3.8 MΩ	OK	User 01	24.7°C	46.6%
2021-06-12	08:15:04			2.3 MΩ	OK	User 01	26.9°C	46.0%

When using the data terminal, the measurement results can be displayed on an external PC.

The „Data Terminal“ records the Personnel Grounding Tester's measurement data.

Properties:

- 30 days measurement data storage in data terminal
- Note: user identification via card reader and id card possible

Remote PC functions when connected to network:

- List of measurement data with coloured marking of failed tests
- Printed test results list
- WEB-interface for easy configuration
- German and English support

Includes:

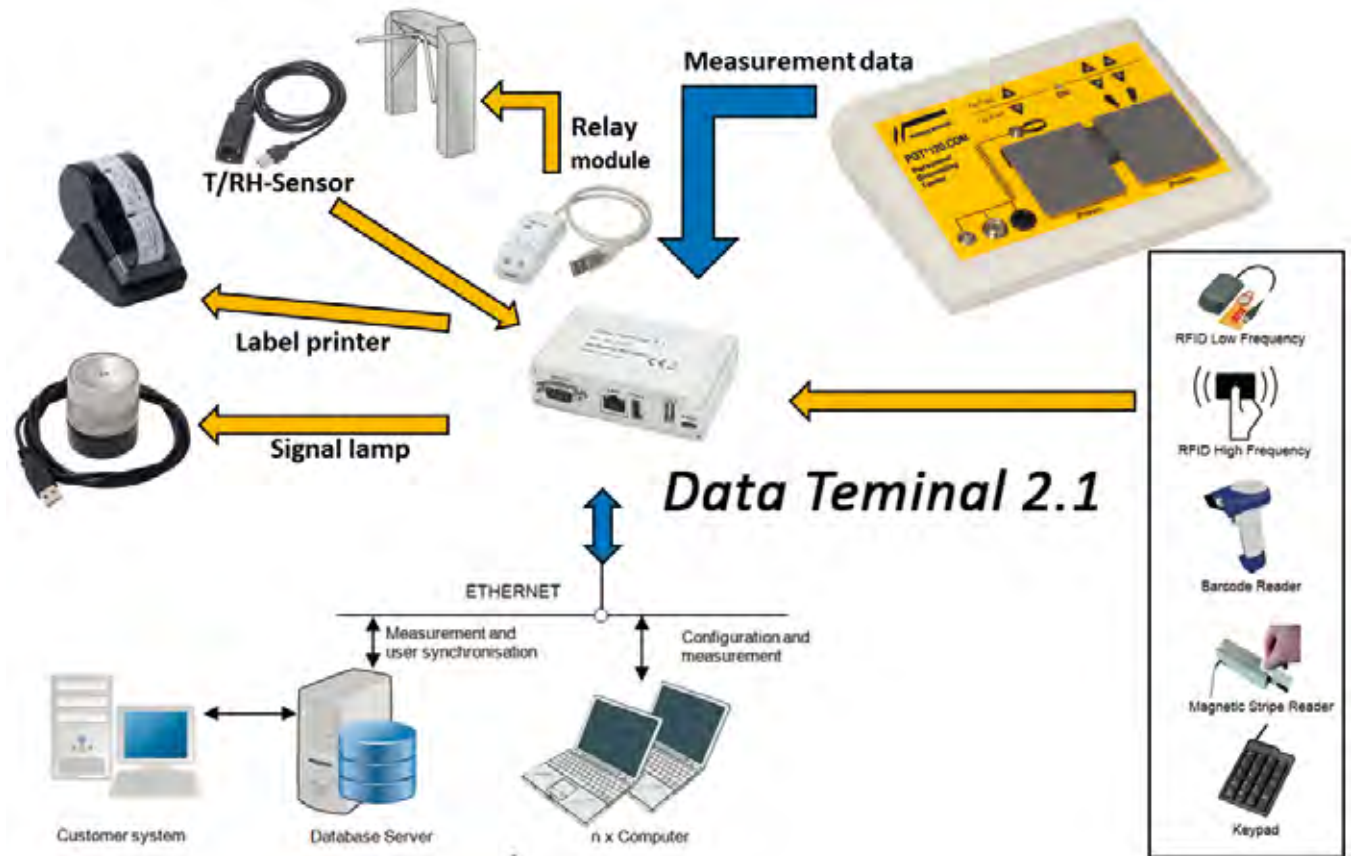
Data Terminal with power supply, operating instructions (german/ english)



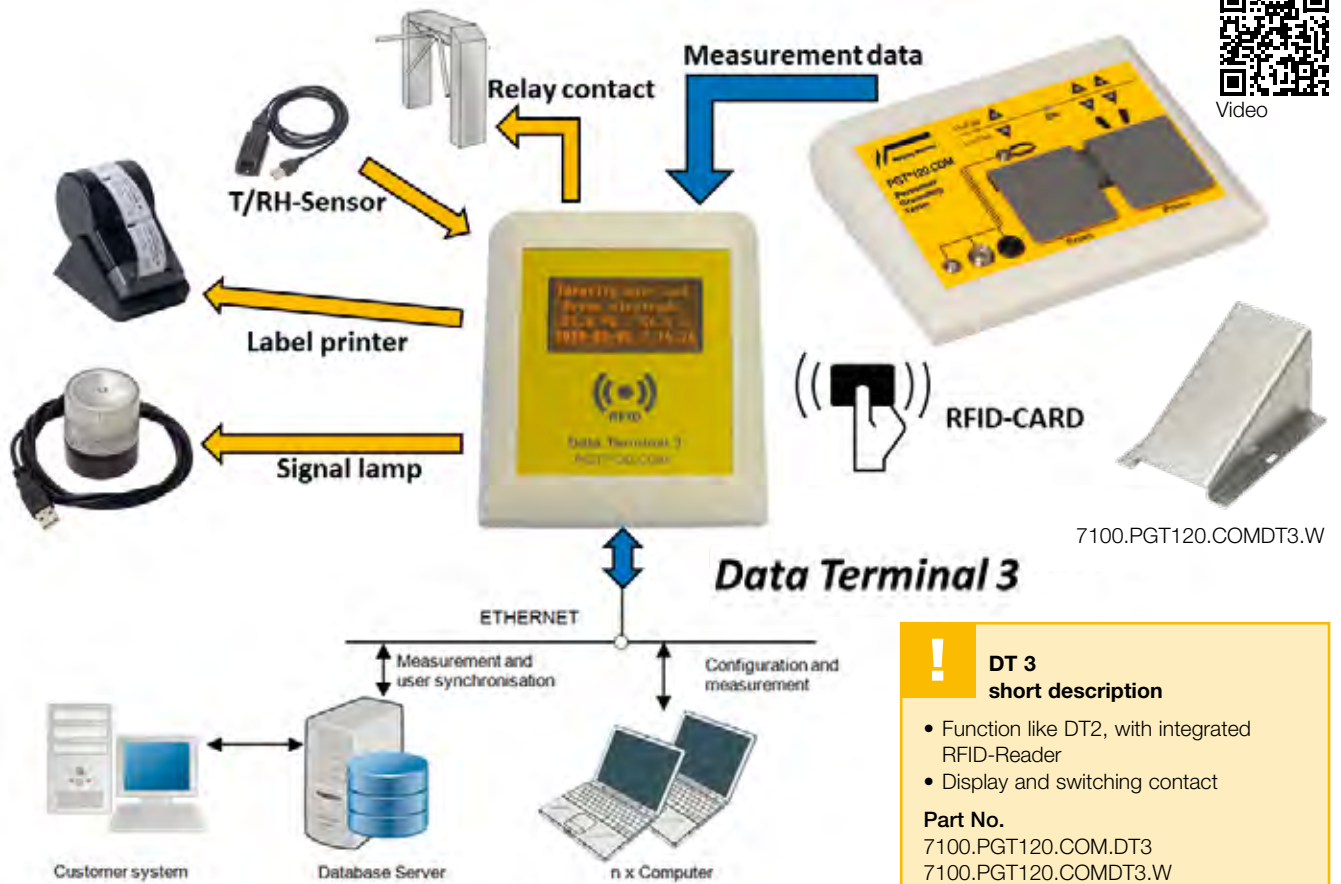
Part No.

7100.PGT120.COM.DT2 Data Terminal DT2.1

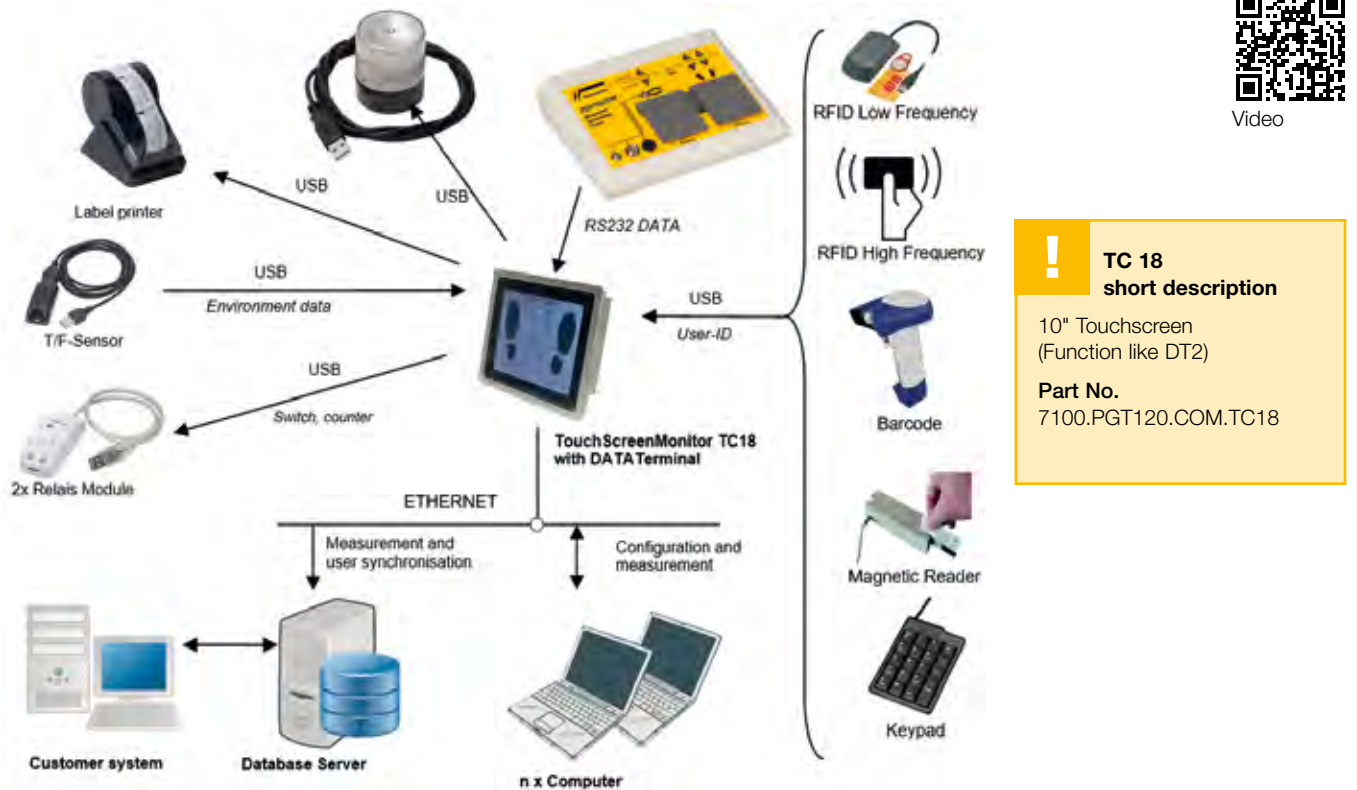
PGT®120.COM WITH DATA TERMINAL DT2



PGT®120.COM WITH DATA TERMINAL DT3



PGT®120.COM WITH DATA TERMINAL TC 18



The PGT130.DT is a compact test system for accurate testing and documentation of personnel grounding with shoes, wrist strap and ESD smock according to DIN EN 61340-5-1 as well as ANSI ESD S20.20 and further processing the measurement data. Several devices can be combined in a network and synchronized centrally with the DataTermD software.

- ID control via integrated RFID reader, data terminal and colour display.
- The test result is signalled visually and acoustically. A positive or negative result is indicated by a colour change „green/red“ with measured values.
- Simultaneous testing of wrist grounding, right and left shoe through separate measuring circuits
- In connection with people separation systems (e.g. turnstiles), the footwear measurement can be carried out as a „series circuit“ without operating the touch plate (hands-free mode).
- The measurement is carried out via sensor buttons
- Lower limit can be switched off for shoe and wristband testing
- Can be used as a table-top or wall-mounted unit. (For wall mounting the optional wall bracket is required)
- Configuration on the unit via push-button & display or via WEB interface
- Mixed operation with PGT120.COM + DataTerminal DT2, DT3 and TC18 possible



- Includes:**
- PGT®130.DT
 - Footwear testing electrode
 - Powersupply with EU- and US-adapters (AC100-240V/5VDC)
 - Users instructions (German/English)
 - Calibration certificate (German/English)

Accessories:



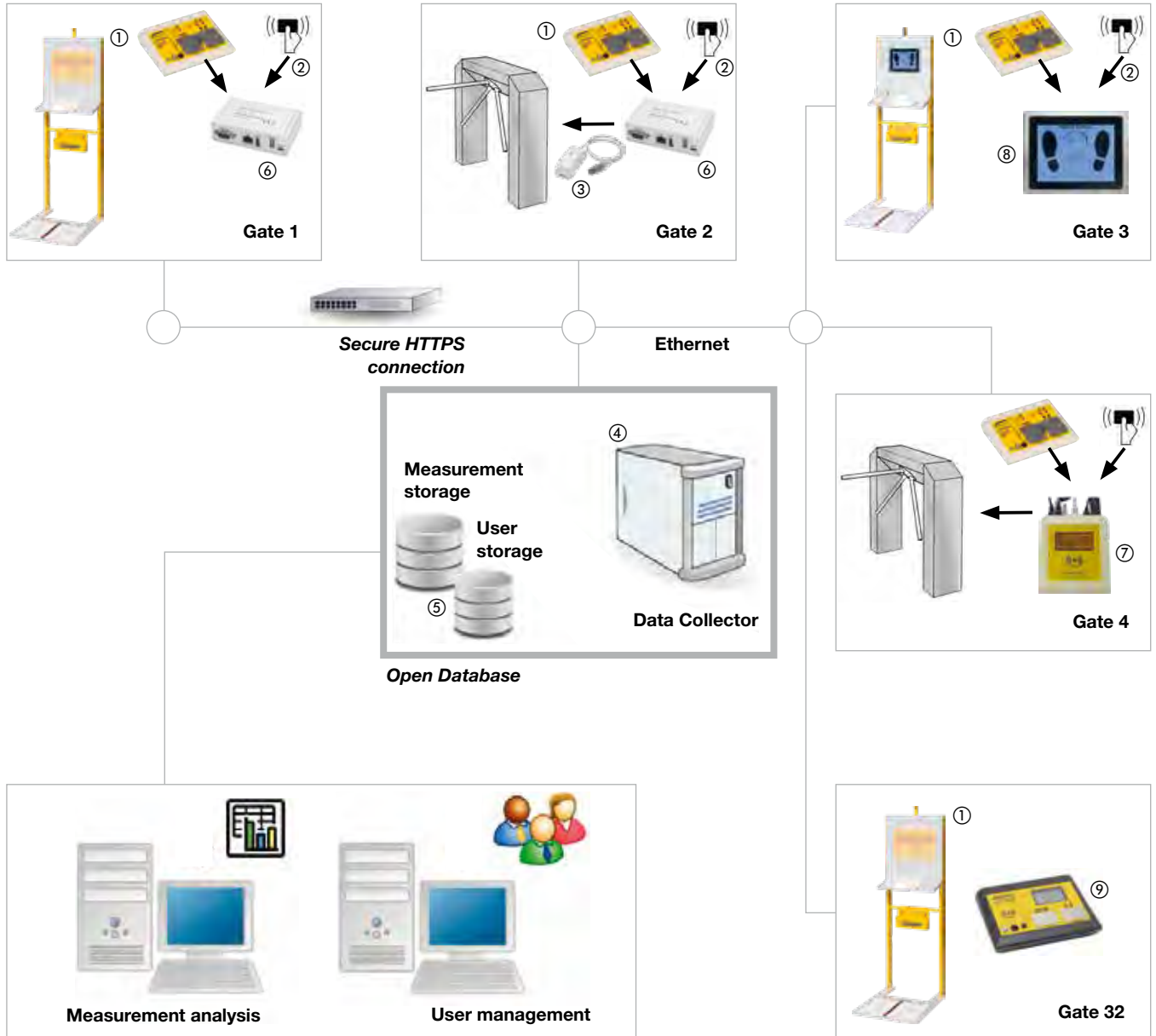
Part No.	
7100.PGT130.DT	PGT®130DT with data terminal, RFID- card reader and 2,8“ colour display
7100.PGT130.DT.CU	Calibration Unit for PGT®130.DT
7100.PGT130.DT.TF	Temperature-/humidity sensor, USB-version for PGT®130.DT
7100.PGT130.DT.WH	Wall mounting plate for PGT®130.DT
7100.PGT130.TS	Separation bar for footwear electrode PGT®130.DT
7100.PGT120.SM	Mat for footwear electrode



Central data maintenance for data terminal

- Ready to integrate into existing infrastructure
- Up to 128 PGT120.COM stations can be networked
- Existing identity cards or time attendance cards can be reused
- Customer systems can be connected via open database interface
- Measurement data is ready to process after a few seconds
- Various databases can be used
- Secure network communication

System design example

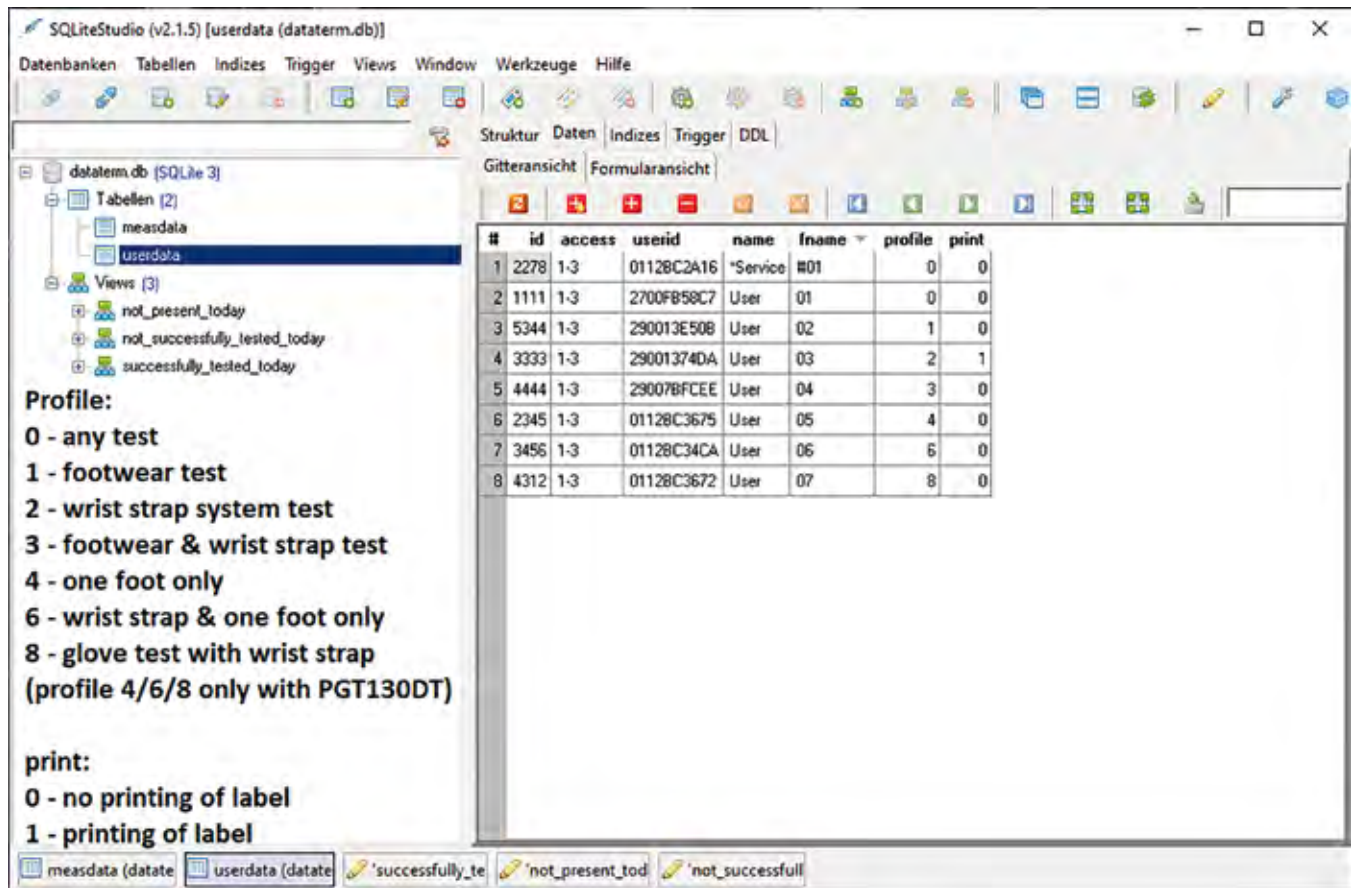


- ① The Data Terminal in combination with the PGT120.COM resp. the PGT130DT with integrated DataTerminal collects ESD tests measurement data.
- ② User identification with any USB HID input device (RFID, barcode, magnetic card, keyboard)
- ③ Optional USB relay to trigger a turnstile gate.
- ④ Central data collecting and control server synchronizes measurement data and access control
- ⑤ Open database interface for connecting customer systems
- ⑥ Data Terminal DT2
- ⑦ Data Terminal DT3
- ⑧ Data Terminal TC18
- ⑨ PGT130.DT with RFID card reader

Part No.

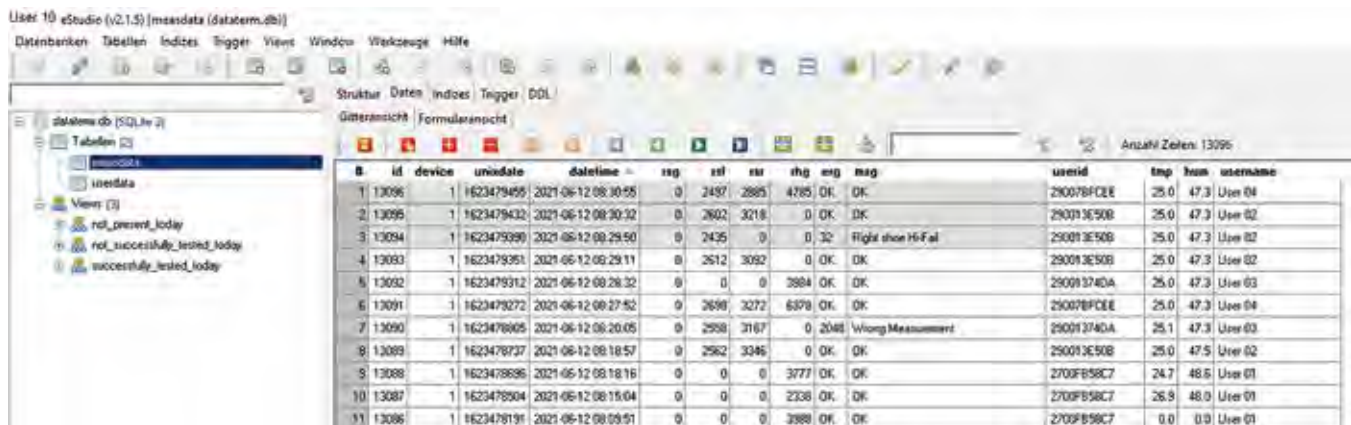
7100.PGT120.COM.SOFT Software for „Data Collection“, CD-ROM

After the installation of the DATACollection software DataTermD, the tool SQLite Studio is available to directly administer the SQLite database. Here it is also possible to maintain the personal data in the „userdata“ table.



example „userdata“

In the „measdata“ table, the measurement data of all DATATerminals (or PGT130DT devices) registered in the network are available. This measurement value table can also be exported to a „csv“ or „xls“ file using the export function in the SQLite Studio tool.



example „measdata“

LABEL PRINTER



User 04	
ESD test passed	
2021-07-03/09:24	25.3°C 43.9 %
Shoe left	4.8 MΩ
Shoe right	3.8 MΩ
Wrist/Smock	2.3 MΩ

User 04	
ESD-Prüfung OK	
2021-07-03/09:30	25.4°C 42.4 %
Schuh links	4.5 MΩ
Schuh rechts	3.3 MΩ
HGB/Kittel	3.1 MΩ

application example

- Label printing for passed tests with test results and measurement values from the data terminals DT2/DT3/TC18 (languages: German/English)
- If using a card reader for user identification, the name is shown on the label.

Includes:

Label printer with power supplies,
2 label rolls with 310 pcs/roll (36 x 67 mm),
operating instructions (german/english)

Part No.

7100.PGT120.COM.D.2 Label printer

7100.PGT120.COM.D.3 Label rolls 36 x 67 mm, unit: 2 rolls

ACCESSORIES FOR DATA TERMINAL



7100.DT.USB.REL1



7100.PGT120.TEST.13



7100.PGT130.DT.TF



7100.PGT.XK.ID.V3



7100.PGT.XK.V4

Part No.

Qty.

7100.DT.USB.REL1	USB-Relais-Modul, e. g. for switching a turnstile gate only for DT2, DT2.1 and TC18	1 pcs
7100.PGT.XK.V4	HID-compatible USB card reader	1 pcs
7100.PGT.XK.ID.V3	ID card (LEGIC-Format)	10 pcs
7100.PGT130.DT.TF	Temperature / humidity sensor for PGT [®] 130.DT	1 pcs
7100.PGT120.TEST.13	Signal light (red/yellow/green) with acoustic sound	1 pcs



Built-in bar electrodes

Pocket size, lightweight, surface resistance meter, includes carrying bag, grounding cord and calibration certificate.

- Test range: $10^3 - 10^{12}$ ohm
- Test voltage: open circuit voltage 100 V
- Operation: Battery operated
- Display: 12 LED display
- Probes: Built-in metal electrodes



Video

IEC
EN

Part No.

7100.SRM110.A Surface resistance meter SRM® 110

SRM MINI PROBE MODEL 410
FOR SRM 110 AND SRM 200



application examples

- two point probe adapter
- suitable for SRM®110 and SRM®200

IEC
EN

Part No.

7220.410 SRM mini probe model 410

7220.844.C Calibration Unit for SRM mini probe model 410, incl. calibration certificate, see page 93

7220.844.1 Replacement pins (unit: 2 pcs)




7220.844.C



Video



SRM®200



Built-in bar electrodes
with conductive rubber



Pocket size surface resistance meter with LCD display. Includes conductive carrying case, grounding cord, USB-Cable, calibration certificate and software for reading the saved test data.

- Integrated temperature- and humidity-sensor
- Test range: $10^3 - 10^{12}$ ohm
- Test voltage: open circuit voltage 100 V
- Operation: Battery operated
- Display: LCD-Display
- Probes: Built-in electrodes with conductive rubber

- with memory and USB connection to PC
- 2 external probes connection possible

IEC
EN

Part No.

7100.SRM200.K	Surface Resistance Meter SRM® 200
7100.SRM110.L	connecting cables, 2 x 1 m

SRM®200 – VERIFICATION KIT



application examples



Verification Kit for measuring conductive and dissipative surfaces.

Includes:

- 1 SRM®200 with various cables (Part No. 7100.SRM200.K)
- 2 Flat Probes Model 820
- 1 Mini Probe Modell 410
- 1 Hand-held probe Modell 45
- 2 connecting cables
- Calibration certificate
- Conductive carrying case

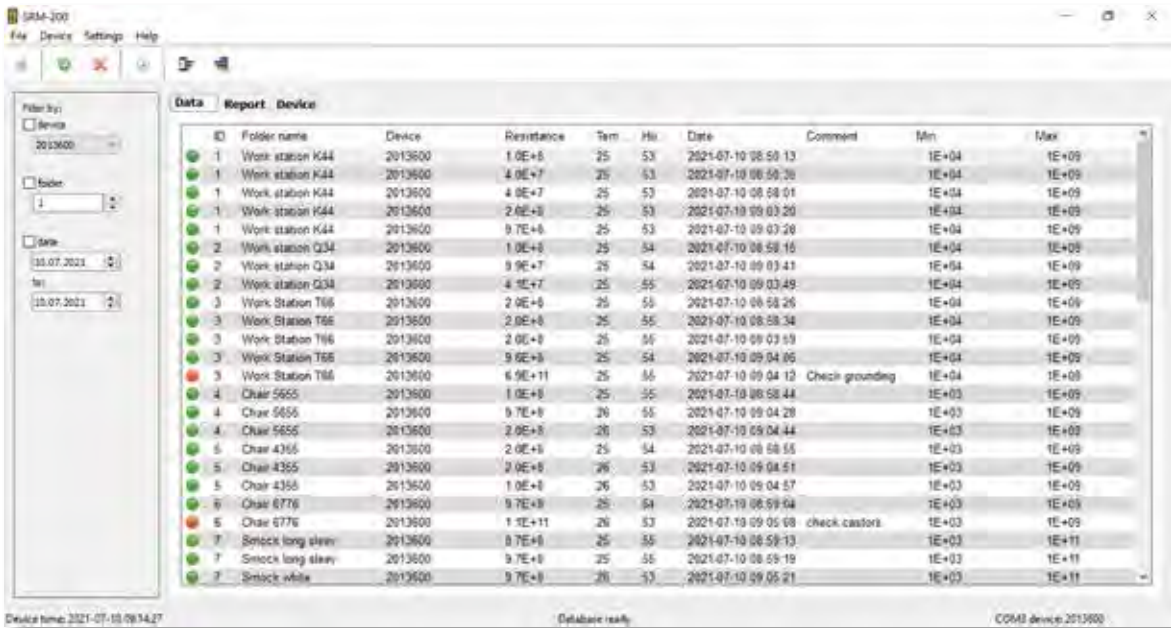
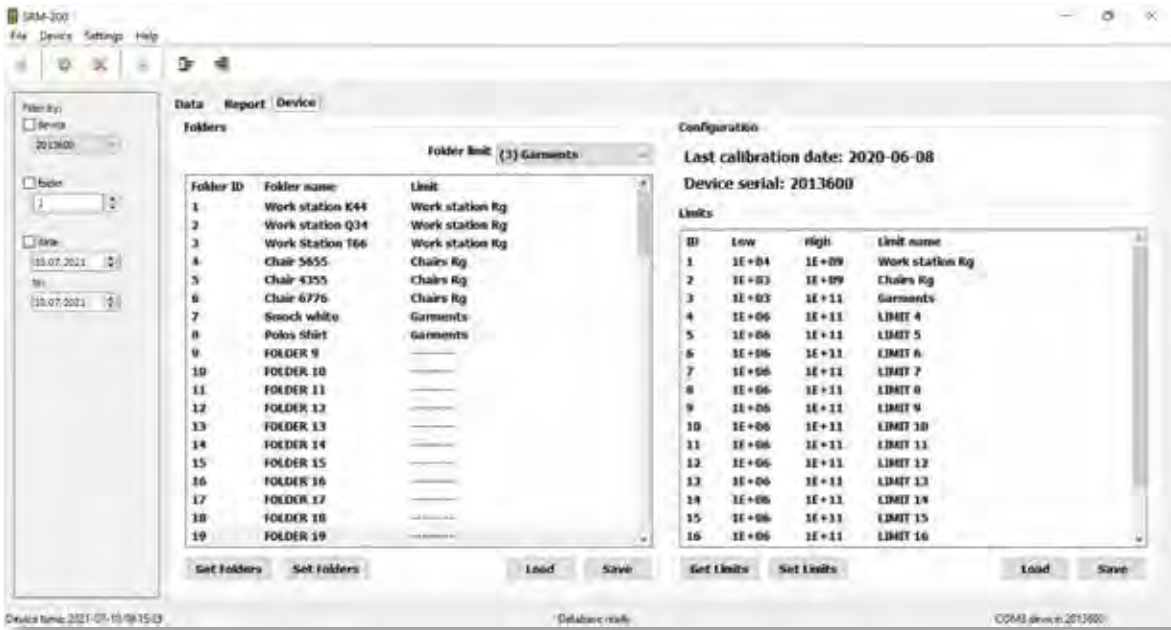


Video

IEC
EN

Part No.

7100.SRM200.VK	SRM®200 – verification kit
-----------------------	----------------------------



REPORT

Verification Tests ESD control items

Date: 2021-07-10 08:32:09

Author: Max Mastermann



ID	Folder name	Device	Resistance	Temp. [°C]	Hum. [%]	Date	Comment	Min	Max
1	Work station K44	2013600	9.7E+8	25	53	2021-07-10 08:50:13		1E+04	1E+09
1	Work station K44	2013600	4.0E+7	25	53	2021-07-10 08:56:20		1E+04	1E+09
1	Work station K44	2013600	4.0E+7	25	53	2021-07-10 08:58:01		1E+04	1E+09
1	Work station K44	2013600	2.6E+8	25	53	2021-07-10 09:03:20		1E+04	1E+09
1	Work station K44	2013600	9.7E+8	25	53	2021-07-10 09:03:28		1E+04	1E+09
2	Work station Q34	2013600	1.0E+8	25	54	2021-07-10 08:58:16		1E+04	1E+09
2	Work station Q34	2013600	9.9E+7	25	54	2021-07-10 09:03:41		1E+04	1E+09
2	Work station Q34	2013600	4.4E+7	25	55	2021-07-10 09:03:49		1E+04	1E+09
3	Work Station T66	2013600	2.0E+8	25	55	2021-07-10 08:58:26		1E+04	1E+09
3	Work Station T66	2013600	2.0E+8	25	55	2021-07-10 09:03:53		1E+04	1E+09
3	Work Station T66	2013600	9.9E+8	25	54	2021-07-10 09:04:06		1E+04	1E+09
3	Work Station T66	2013600	6.9E+11	25	55	2021-07-10 09:04:12	Check grounding	1E+04	1E+09
4	Chair 5655	2013600	1.0E+8	25	55	2021-07-10 08:58:44		1E+03	1E+09
4	Chair 5655	2013600	9.7E+8	26	55	2021-07-10 09:04:28		1E+03	1E+09
4	Chair 5655	2013600	2.0E+8	26	53	2021-07-10 09:04:44		1E+03	1E+09
5	Chair 4355	2013600	2.0E+8	25	54	2021-07-10 08:58:55		1E+03	1E+09
5	Chair 4355	2013600	2.0E+8	26	53	2021-07-10 09:04:51		1E+03	1E+09
5	Chair 4355	2013600	1.0E+8	26	53	2021-07-10 09:04:57		1E+03	1E+09
6	Chair 6776	2013600	9.7E+8	25	54	2021-07-10 08:59:04		1E+03	1E+09
6	Chair 6776	2013600	1.1E+11	26	53	2021-07-10 09:05:08	check castors	1E+03	1E+09
7	Smock long sleeve	2013600	9.7E+8	25	55	2021-07-10 08:59:13		1E+03	1E+11
7	Smock long sleeve	2013600	9.7E+8	25	55	2021-07-10 08:59:19		1E+03	1E+11
7	Smock white	2013600	9.7E+8	26	53	2021-07-10 09:05:21		1E+03	1E+11



The ESD-Audit-Kit includes the relevant test instruments for the verification of the ESD control elements according to IEC 61340-5-1 in an ESD protected area (EPA)



7110.B530.SET.WT.850

Applications

- Evaluate packaging material
- Evaluate garments
- Measure flooring, working surface and furniture resistance
- Measure electrostatic fields
- Measure temperature and relative humidity
- Analyze ionizers performance
- incl walking test function with EFM51 and MK51 measuring head

Features

- Aluminium embossed conductive surface
- Dissipative foam inserts
- Removable, telescopic handle with castors
- ESD symbol
- Dimensions: 575 x 490 x 250 mm
- Tare: 7 kg



Part No.	includes:	7110.B530.SET.WT (20 kg)	7110.B530.SET.WT.850 (20 kg)
7110.600	Aluminium case	X	X
7100.B530.G*	High Resistance Meter Metriso® 530B with connecting cables	X	X
7100.TF530	Thermo-Hygrometer TF-530	X	X
7220.45.N	Handheld probe model 45	X	X
7220.840*	Two-Point-Probe model 840 (Mini Probe)	X	X
7220.880*	Ring probe model 880	X	X
7100.SRM110*	Surface Resistance Meter SRM 110	X	X
7100.EFM51.CPS*	Electrostatic Field Meter with charged plate set	X	X
7100.EFM51.WT.MK*	Measuring head MK51 for EFM51®	X	X
7100.WT5000.ML	Connecting cable (Handheld probe/MK51)	X	X
7220.850	Probe model 850 (2 probes)		X
7220.870	Probe model 870 (2 probes)	X	
7220.870.V.SET	Extension rod for Probe model 870 (3 pcs.)	X	
2200.110.Y	Grounding plug	X	X
7110.E8.Y	8-socket grounding box	X	X
7100.2000.TR50	Cable reel, 50 m	X	X
7100.PGT100.102	Metal plate 400 x 300 x 2 mm incl. 10 mm snap with 4 mm banana plug adapter (2287.10.10)	X	X
7220.880.6	Insulative plate 120 x 120 x 6 mm (2 pcs.)	X	X
7220.880.9	Probe made of stainless steel, Ø 120 mm	X	X

* Measuring equipment including calibration certificate

The ESD-Audit-Kit includes the relevant test instruments for the verification of the ESD control elements according to IEC 61340-5-1 in an ESD protected area (EPA)

Applications

- Evaluate packaging material
- Evaluate garments
- Measure flooring, working surface and furniture resistance
- Measure electrostatic fields
- Measure temperature and relative humidity
- Analyze Ionizers performance
- incl walking test function with EFM51 and MK51 measuring head

Features

- Aluminium embossed conductive surface
- Dissipative foam inserts
- Removable, telescopic handle with castors
- ESD symbol
- Dimensions: 575 x 490 x 250 mm
- Tare: 7 kg



7110.600.SET.WT.870



Part No.	includes:	7110.600.SET.WT (20 kg)	7110.600.SET.WT.870 (20 kg)
7110.600	Aluminium case	X	X
7100.3000.G*	High Resistance Meter MetrISO® 3000 with connecting cables	X	X
7100.3000.TF	Temperature and humidity sensor MetrISO® 3000	X	X
7220.45.N	Handheld probe model 45	X	X
7220.840*	Two-Point-Probe model 840 (Mini Probe)	X	X
7220.880*	Ring probe model 880	X	X
7100.SRM110*	Surface Resistance Meter SRM 110	X	X
7100.EFM51.CPS*	Electrostatic Field Meter with charged plate set	X	X
7100.EFM51.WT.MK*	Measuring head MK51 for EFM51®	X	X
7100.WT5000.ML	Connecting cable (Handheld probe/MK51)	X	X
7220.850	Probe model 850 (2 probes)	X	
7220.870	Probe model 870 (2 probes)		X
7220.870.V.SET	Extension rod for Probe model 870 (3 pcs.)		X
2200.110.Y	Grounding plug	X	X
7110.E8.Y	8-socket grounding box	X	X
7100.2000.TR50	Cable reel, 50 m	X	X
7100.PGT100.102	Metal plate 400 x 300 x 2 mm incl. 10 mm snap with 4 mm banana plug adapter (2287.10.10)	X	X
7220.880.6	Insulative plate 120 x 120 x 6 mm (2 pcs.)	X	X
7220.880.9	Probe made of stainless steel, Ø 120 mm	X	X
7220.880.L	Guard cord, blue, 1,5 m	X	X

* Measuring equipment including calibration certificate

SRM®200/EFM® 51 STARTERKIT



Starterkit for testing conductive and dissipative surfaces and electrostatic fields/surface potentials

Includes:

- SRM®200
- EFM®51
- conductive carrying case

IEC
EN

Part No.

7100.SRM200.SK51 SRM®200/EFM®51 Starterkit

VERIFICATION UNIT



- „Verification Unit“ for quick testing high resistance meters before use
- Includes eleven different resistors (10kOhm - 1GOhm)
- Suitable for Metriso®3000/Metriso®B530/SRM®200 and SRM®110

Includes:

- Verification Unit
- Calibration certificate (German/English)

Part No.

7100.RM.VU Verification Unit

VERIBOX



Metriso® B530



- The veribox contains resistors for the verification of high resistance tester before use
- 3 different resistors with 3 separate test sockets

Part No.

7100.VB2 Veribox



- For resistance to ground and point to point resistance measurement
- Fitted with conductive silicone rubber electrode (R < 20 ohm)
- 63,5 mm Ø
- 2,27 kg weight
- Insulated handle

complies with
IEC 61340-4-1
IEC 61340-2-3



ESD test point label see page 198

IEC EN

Part No.	
7220.850	Probe model 850
7220.850.1	Insulated handle as spare part

PROBE MODEL 870



- For resistance to ground and point to point resistance measurement
- Fitted with conductive silicone rubber with silver particles (R < 5 ohm)
- Ø 63,5 mm
- 2,27 kg weight
- Insulated handle
- 4 mm banana plug socket underneath the handle

complies with IEC 61340-4-1, IEC 61340-2-3

IEC EN

Part No.	
7220.870	Probe model 870
7220.870.V.SET	extension rod (3 pcs) with insulated handle
7220.870.G	Insulated handle (replacement)

CONDUCTIVE CARRYING CASE FOR PROBES – UNEQUIPPED



- Suitable for the following probe models:
 - Probe model 850
 - Probe model 870
 - Hand Held Probe model 45
 - Empty compartment for cable etc.

Part No.	
7220.K10	Conductive carrying case for probes – unequipped



MINI PROBE SET



7220.840.SET



application examples



- For the point to point measurement on small packaging and inside cavities
- Conductive rubber electrodes ($R < 20 \text{ ohm}$)
- Spring loaded mechanism for good contact
- Quick removable head
- Complies with IEC 61340-2-3
- Incl. calibration certificate



7220.844.C




Part No.

7220.840.SET Miniprobe Set Model 840 incl. conductive carrying case and a 2 point probe tip/model 844

7220.844.1 Replacement pins for probe tip 844 (unit: 2 pcs)

7220.844.C Calibration Unit for Two-Point-Probe, incl. calibration certificate

PRESS DOWN PROBE MODEL 830



application example: measurement with concentric ring probe

application example: measurement with cylindrical probe



cylindrical probe



Video



ring probe

- Very light and universally usable probe for resistance to ground measurements, point-to-point measurements, surface resistance- and volume resistance measurements.
- Conductive rubber ($R < 5 \text{ Ohm}$) with silver particles
- Circle – and concentric ring probe as magnetic interchangeable unit
- The standard weight of 2,5 kg is reached by pushing down the spring loaded mechanism
- Includes stainless steel plate, insulative plate, conductive carrying case and calibration certificate

Complies with:
IEC 61340-4-1
IEC 61340-2-3



Part No.

7220.830.SET

Press Down Probe Model 830



CONCENTRIC RING PROBE MODEL 880

application example:
Connection to a High Resistance Meter



- Measures surface and volume resistance
- Concentric ring with conductive rubber (R < 5 ohm) with silver particles
- External use of a 2,5 kg weight or 850 electrode required
- Includes stainless steel plate, insulative plate, conductive carrying case, blue guard cord and calibration certificate

complies with IEC 61340-2-3

IEC
EN

Part No.

7220.880.SET

Concentric ring probe model 880

TWO-SIDED PROBE MODEL 890



Concentric ring probe




Cylindrical probe
Ø 63,5 mm

- For resistance to ground-/ point-to-point resistance / surface resistance and volume resistance measurement
- Conductive rubber (R < 5 ohm) with silver particles
- Weight: 2,5 kg
- Includes stainless steel plate, insulative plate, blue guard cord, conductive carrying case and calibration certificate

complies with
IEC 61340-4-1
IEC 61340-2-3



Video



application example: measurement
with concentric ring probe



application example: measurement with
cylindrical probe

IEC
EN

Part No.

7220.890.WE.SET

Two-sided Probe Model 890



HAND-HELD PROBE MODEL 45



- Hand-held probe made of electro polished stainless steel
- Ø 25 mm
- Length: 75 mm
- Weight: 130 g
- For body voltage measurement and overall system resistance measurement according IEC 61340-4-5

Part No.

7220.45.N

Hand-held probe model 45

METAL PLATE



7100.PGT100.102



2287.10.10

- Dimension: 400 x 300 x 2 mm
- 10 mm snap
- For measuring shoes, chairs, transportsystems etc.
- Connection with 10 mm snap / 4 mm banana plug adapter



application example

Part No.

7100.PGT100.102

Metal plate


2287.10.10

Banana plug adapter

CLAMP PROBE



application example



- For point-to-point resistance measurement on ESD garments
- Contact surface made of stainless steel 50 x 25 mm
- Clamps ensure good contact
- Connection: banana plug socket

complies with IEC 61340-4-9

IEC
EN

Part No.


7220.CL.49

Clamp probe

Qty.

pair

POINT-TO-POINT PROBE MODEL 860



- For the point to point and resistance to ground measurement at a 30 cm fixed distance between the electrodes
- Must be connected to a high resistance Ohmmeter
- Conductive rubber ($R < 5 \text{ ohm}$) with silver particles
- 950 g weight
- Dimensions: 385 x 85 x 70 mm (L x W x H)
- Contact rubber: $\varnothing 63,5 \text{ mm}$
- Incl. calibration certificate
- Insulative handle



application example: measurement acrylic cover

Part No.

7220.860

Point-to-point probe model 860

BACKREST PROBE



Measurement in walk-in climatic chamber



- For resistance to ground measurements of ESD chairs backrests
- Fitted with conductive rubber with silver particles $R < 5 \text{ ohm}$
- Insulated handle
- Connection: 4 mm banana plug socket
- **Each probe can be contacted separately**

Part No.

7220.900

Backrest probe

TRIPOD PROBE



application example

- Tripod probe according to EN 1081 for resistance to ground measurement in relation to personal safety.
- For measurement of surface resistance, vertical resistance and resistance to ground according to EN 1081
- Weight 500g
- Contact via Banana Plug
- Rubber hardness: Shore 50-70 IRHD
- Contact rubber $R < 500 \text{ Ohm}$
- For measurements there is a need to apply a load of at least 300 N to the tripod electrode

Part No.

7220.1081

Tripod probe



WALKING TEST KIT WT5000

Walking Test Kit, includes:

a WT5000 electrometer, A/D converter with software, hand-held probe, connecting cables, conductive carrying case, operating instructions in German and English and calibration certificate. The graph of the body voltage measurement will be displayed „online“ on the connected PC or LAPTOP.



Video

Electrometer WT5000:

- Test range: ± 5.000 volts or ± 500 volts
- Input resistance: $> 10^{14}$ ohm
- Input capacitance: < 5 pFarad

- Display: Logarithmic LED-display ± 500 volts, changeable to ± 5.000 volts, Peak hold
- Output: Analog ± 5 volts for each test range
- Operation: Rechargeable batteries (battery charger included)

Complies with IEC 61340-4-5

Includes:

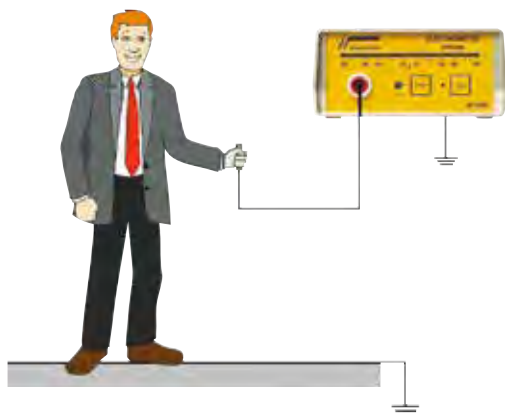
- Electrometer WT5000
- A/D converter UAD1 with USB connector
- Data acquisition and analysis software „Digilloscope“ for Windows®
- Handheld probe
- test lead
- 4 NiMH rechargeable batteries
- Charger
- Conductive carrying case
- Operating instructions German/English
- Calibration certificate

IEC
EN

Part No.

7100.WT5000.B Walking Test Kit – USB-Version

WALKING TEST BODY VOLTAGE MEASUREMENT



Emoji function can be activated during the walking test



Body voltage measurement test set-up. The software “Digilloscope” can mark the five highest peaks automatically and calculates the average value.

ANALOG/DIGITAL CONVERTER



The UAD1 can be used with the following instruments:

- WT5000 (see above)
- CPM74 (see page 105)
- includes Data acquisition and analysis software „Digilloscope“ for Windows® 7/Windows® 10, 32-/64-bit

Part No.

7100.UAD1 Analog/Digital converter with USB connector - UAD1



Handheld, portable, digital electrostatic field meter, detects and measures electrostatic fields.
 The electrostatic field strength value (V/m) will be automatically translated to the electrostatic potential (V) according to the preset distance. An additional field strength mode is also available.

- Test method: Rotating chopper
- Test range: 0 V – ± 160 kV distance mode
0 – 800 kV/m Field strength mode
- Display: LCD display
- Operation: Battery operated
- Includes: ground cord, German and English operating instructions and calibration certificate



Video

Part No.

7100.EFM51	Electrostatic Field Meter EFM®51 with carrying bag
7100.EFM51.PLUS	EFM®51 with conductive carrying case

EFM®51 – WALKING TEST KIT



- EFM®51 with conductive base and the measuring head MK51
- By mounting the measuring head MK51 the EFM®51 can be used for verification measurement of body voltage (walking test) according to IEC 61340-4-5.
- The measuring head MK51 is specially calibrated for using the EFM®51
- The EFM®51 shows the positive and negative „PEAK“ value of the measured body voltage.

Includes:

- EFM®51 with measuring head MK51 in conductive carrying case
- conductive base, test lead and hand electrode
- 9V rechargeable battery + Charger



Video

Part No.

7100.EFM51.WT	EFM®51 with carrying case, MK51, base and connecting cable
----------------------	--



EFM®51 – CPS (CHARGED PLATE SET)



- Hand held instrument for measuring air ionizers efficiency and offset voltage
- Measures the electrostatic decay time from +/- 1.000 volts to +/- 100 volts
- Measures the plate potential (75x150 mm) with the attached EFM®51
- Suitable for measurements inside machines
- Dimensions: 150 x 125 x 75 mm including Stand (W x H x D) with base

Includes: EFM®51, conductive carrying case, High voltage generator +/- 1200 Volt, conductive base, charging plate, ground connection, battery charger for 9 V batteries, spare 9 V rechargeable battery, calibration certificate, German and English operating instructions

Part No.

7100.EFM51.CPS	Electrostatic field meter EFM®51 with charged plate set
7100.EFM51.CPS.SET	Retrofit set - Charge Plate Set <u>without</u> EFM®51

EFM®51 – VERIFICATION KIT



Verification Kit for measuring electrostatic fields and electrostatic charges, as well as the body voltage of a person while performing the walking test. Additionally the decay time and the offset voltage of ionizers can be measured.

Includes:

- EFM®51 – CPS (Charged Plate Set)
- EFM®51 – Walking Test Kit
- Calibration certificate
- Conductive carrying case

Part No.

7100.EFM51.VK	EFM®51 with carrying case, MK51, base, connecting cable and charged plate set
----------------------	---



CPM74 with high voltage head



- Measures the air ionizer efficiency and the offset voltage
- Measures the electrostatic decay time from ± 1000 V to ± 100 V (standard setting)
- Measures the (150 x 150 mm) plate potential with a built-in electrostatic field meter
- Plate can be removed in order to apply the high voltage head to the field meter
- High voltage head allows direct voltage measurement of up to 2 kV
- Analog output: ± 1 V
- Dimension: 15.2 x 15.2 x 15.2 cm (W x H x D)
- Weight: approx. 1.5 kg
- **Includes:** Power supply 230 VAC, ground cord, conductive case, operating instructions in German and English, calibration certificate

Complies with IEC 61340-4-7

The CPM 74 can be used in AKKU operation (without power supply unit).



Video

IEC EN

Part No.

7100.CPM74	Charged plate monitor CPM74
7100.CPM74.HM	High voltage head, including connecting cable

IONIZER TESTER – CPM 54



The Ionizer Tester CPM54 is a measuring device for measuring the discharge time and offset voltage of ionizers acc. to the standard, as well as for the measurement of the body voltage (walking test). It supports fully automatic testing of positive and negative discharge as well as offset voltage.

- Determines the discharge time of a preselected voltage threshold to a lower voltage value (standard ± 1000 V to ± 100 V) (other start and stop values can be set)
- Measurement of voltage potential on an integrated plate electrode (150 x 150 mm)
- Measurement of body voltage during walking test up to 2000 V possible
- Colour display
- Dimensions: 15 x 12.5 x 15 cm (W x H x D)
- Power supply: Lithium ion batteries
- Analogue output: ± 5 V (via BNC connection)
- Weight: 0.9 kg
- Mounting: 1/4" tripod thread
- Includes: charger, ground cord, conductive case, calibration certificate, operating instructions in German and English

Complies with IEC 61340-4-7



Video

Part No.

7100.CPM54	Ionizer Tester CPM 54
7100.UAD1	Analog/Digital converter with USB connector - UAD1

7100.UAD1



IONIZER MONITOR – WIM 47



Video



application example



7100.WIM47.SB

The WIM 47 is a handheld monitoring device with alarm function for the fully automatic checking of ionizers at the ESD workstation or in machines.

It measures the positive and negative discharges as well as the offset voltages.

An alarm is signaled acoustically and optically.

In case of an error a switching output can switch off the Ioniser or report the alarm to a higher-level controller, e. g. by using the switch box 7100.WIM47.SB.

- Size: 70 x 70 x 85 mm (W x D x H)
- Weight: 300 g

• **Includes:**

- 1 x Ionizer Monitor WIM 47
- 1 x Power supply with adapter (EU/USA)
- 1 x ground cord
- 1 x operating instructions

Optional:

Switch Box, which controls the Voltage supply for the connected ionizer via a relay contact.

IEC
EN

Part No.

7100.WIM47 Ionizer Monitor WIM 47

7100.WIM47.SB SwitchBox (optional) for German sockets

CPM 35 – IONIZER TESTER



7100.CPM35.H



application example



application example: walking test

The CPM 35 is a handheld measuring device for the fully automatic checking of ionizers at the ESD workstation or in machines. It measures the positive and negative discharges as well as the offset voltages and can also be used to measure body voltages (Walking Test).

- Measures automatically the decay time from ± 250 V to ± 100 V afterwards the offset voltage
- In the BVT-mode a walking test can be performed by contacting the metal plate with a finger



Video

Part No.

7100.CPM35 CPM 35 – Ionizer Tester incl. grounding cord and carrying bag

7100.CPM35.H Rubber case incl. foldable stand



- Compact and portable, quickly neutralizes static charges
- Effective area up to 120 cm
- Unique emitter point cleaner
- Fan speed control “Low”, “Medium and “High” with integrated heater
- Ionization indicator
- Inherently balanced to $< \pm 10$ V (micropulse AC ionization)
- AC technology, Ozone generation: 0,05 ppm
- Alarm LED's, audible alarm and alarm output

Size: 173 x 231 x 84 mm (W x H x D)

IEC
EN

Part No.

7500.PC2.HA Portable Ionizer

5802 – PORTABLE BENCHTOP IONIZER



- Compact and portable, quickly neutralizes static charges
- Effective area 30 x 150 cm
- Automatic emitter point cleaner
- 2 step speed fan
- Ionization indicator
- Inherently balanced to $< \pm 3$ V
- DC technology (Steady State DC)
- Ozone generation: 0,008 ppm
- Suitable for cleanroom class 4, ISO 14644
- Input voltage 24 VDC

Size: 193 x 267 x 127 mm (W x H x D)

IEC
EN

Part No.

7500.5802.CXL.E Portable Ionizer incl. power supply 100-240 VAC/24 VDC

6832 – PORTABLE IONIZER

NEW



- Compact and portable, quickly neutralizes static charges
- Effective area 40 x 125 cm
- Manual emitter point cleaner
- 4 step speed fan
- Inherently balanced to $< \pm 10$ V
- DC technology (Steady State DC)
- Ozone generation: 0,005 ppm
- Suitable for cleanroom class 4, ISO 14644
- Input voltage 24 VDC

Size: 186 x 130 x 60 mm (W x H x D)

IEC
EN

Part No.

7500.6832 Portable Ionizer incl. power supply 100-240 VAC/24 VDC

SBL15S – PORTABLE BENCHTOP IONIZER



- Compact and portable, quickly neutralizes static charges
- Effective area 30 x 120 cm
- Unique point cleaner
- Integrated 2 speed fan
- Inherently balanced to ± 2 V
- DC technology (Steady State DC)
- Ozone generation: $< 0,05$ ppm
- Input voltage 24 VDC

Size: 212 x 254,5 x 99 mm (W x H x D)

IEC
EN

Part No.

7520.SBL.15S Portable Ionizer incl. power supply 100-240 VAC/24 VDC



- IsoStat® technology
- Neutralization of electrostatic charges in assembly, inspection and packaging areas
- Effective area up to 90 cm
- Integrated fan (fixed fan speed)
- DC technology (Steady-State DC)
- Self balancing ± 20 V
- Power supply 24 VDC or 24VAC
- Occupies little work space
- Ozone generation: <0,005 ppm

Size: 127 x 133 x 63 mm (W x H x D)



Application with Benchtop Stand 7500.6432.S1



7500.6432.S2



7500.6432.S1



7500.6432.NT



Part No.	
7500.6432	Ionizing Blower Model 6432e
7500.6432.NT	Power supply 230V/24 VAC (optional available)
7500.6432.S1	Benchtop Stand
7500.6432.S2	In-Tool Stand for mounting in machines

SMB60 – PORTABLE BENCHTOP IONIZER



- Quickly neutralizes static charges at work station or service areas
- Ionization area: 300 x 900 mm
- Integrated fan with variable speed
- High frequency, AC ionisation (HF-AC)
- Compact Piezoceramic high voltage transformer
- Power supply 24 VDC / 100-240 VAC with wall mounting transformer (included)
- Self balancing ± 20 V
- Replaceable air filter
- Alarm output
- Ozone generation 0,005 ppm

Size: 153 mm x 99 mm x 65 mm (W x H x D)



Filter change illustration



Part No.	
7520.HF.SMB60	Portable Ionizer
7520.HF.SMB60.F	Filter



MINION2™ – PORTABLE IONIZER



- Quickly neutralizes static charges
- Integrated variable speed fan
- DC technology (Steady State DC)
- Automatic self balancing ± 10 V
- Compact and portable
- Suitable for machine integration, has no power supply
- Direct connection to 24V DC machine power supply or to a 230V AC optional external power supply
- Easy maintenance
- Up to 3 units can be daisy chained
- Alarm indicator and alarm output
- Ozone generation: $< 0,01$ ppm, measured 15 cm in front of the unit
- Swivel arm, optional

Size: 98 x 136 x 60 mm (W x H x D)

IEC
EN

Part No.

7500.M2.Plus	minION2™ with power supply 230 V AC / 24 V DC
7500.M2	minION2™ - standard version (without power supply)
7500.M2.T	Power supply 230 V AC / 24 V DC for minION2™
7500.M.S	Articulated arm for minION2™, incl. fastening clamp

AEROSTAT® XC2 – PORTABLE BENCHTOP IONIZER



- Rapid static charge decay times
- Large, near symmetric ionization area 90 x 120 cm
- Easy to use, built-in emitter point cleaner
- Integrated heater and 2-speed fan
- Ionization status light
- Inherently balanced to $< \pm 10$ V
- AC technology (Micropulse AC)
- Ozone production: 0,05 PPM, measured 15 cm in front of the unit
- Alarm LED's, audible alarm and alarm output
- **Cleanroom class: meets ISO 14644-1, class 6**

Size: 360 x 183 x 166 mm (W x H x D)

IEC
EN

Part No.


7500.XC2.HA	Benchtop Ionizer
7500.XC2.F	Filter kit



Fan in the middle without diffuser



Diffusor fan bottom view



Accessories

- Quickly neutralizes static charges on a work surface
- Effective area 60 x 120 cm
- Patented emitter point cleaner
- Integrated heater and 3 fans with variable speed
- The 2 outside fans are equipped with a diffuser
- Integrated task lights (2 x 5 watt LED)
- Ionization indicator
- Inherently balanced to ± 5 V
- AC technology
- Ozone generation: 0,02 ppm, measured 30 cm in front of the unit
- Suitable for cleanroom class 5, ISO 14644

Size: 1080 x 100 x 170 mm (W x H x D)

IEC
EN

Part No.	
7500.G	Aerostat Guardian™ Overhead Ionizer
7500.G.F	filter, Qty. 6 pieces
7500.G.FR	frame

SOB-2S / SOB-3S (N) OVERHEAD IONIZER

7520.SOB.2S.N



7520.SOB.3S.N



remote control



- Quickly neutralizes static charges on a work surface
- Effective area 60 x 80 cm (SOB-2S) / 60 x 120 cm (SOB-3S)
- Automatic emitter point cleaner
- 2 or 3 integrated 4 speed fans
- Remote control for: on/off function, setting of fan speed and emitter point cleaner
- Ionization indicator
- Inherently balanced to ± 2 V
- DC technology (Steady State DC)
- Ozone generation: 0,005 ppm, measured 30 cm in front of the unit

IEC
EN

Part No.	Model	Dimensions (W x H x D)
7520.SOB.2S.N	SOB-2S (N) Overhead model	757 x 84 x 160 mm
7520.SOB.3S.N	SOB-3S (N) Overhead model	967 x 84 x 160 mm
7520.SOB.AF	Filter for SOB2S/SOB3S Qty. =10 pieces	
7520.SOB.FFC.O	Filter + frame air inlet	



5810 – OVERHEAD IONIZER



bottom view

- Neutralization of electrostatic charges at work areas
- Effective area 60 x 90 cm
- Automatic emitter point cleaner
- 2 step speed fans
- Steady-state DC Technology
- Inherently balanced to $< \pm 3$ V
- Ozone generation: 0,02 ppm
- Suitable for cleanroom class 4, ISO 14644

IEC
EN

Part No.	Model	Dimensions (W x H x D)
7500.5810.C32X.E	2 fans	813 x 96 x 155 mm
7500.5810.C44X.E	3 fans	1118 x 96 x 155 mm

FUSION™



application example

Mini Ionizer for applications with space constraint and low clearance

- Ideal for pick and place machines and wave soldering
- Integrated controller
- Self-balancing
- Steady State DC operation
- Up to 4 units can be interconnected
- Optional fan support
- Emitter points: tungsten

Dimensions: 115 x 33 x 31 mm (L x W x H)

IEC
EN

Part No.	
7500.FU	Fusion™ – Mini Ionizer
7500.FU.T	Fusion™ – Power supply 230V AC / 24V DC for up to 4 ionizers
7500.FU.F	Fusion™ – Optional fan assembly 44 x 44 x 50 mm (L x W x H)



7520.SIBx.RC1



7520.SIBx.SBP.RD



7520.SIBx.NT

Ionizing bar:

- Suitable for down-stream applications i.e. „laminar airflow boxes“
- Air assistance for various applications
- Pulsed AC high voltage ionization
- Each tip emits positive and negative ions
- Remote controller for adjustments of pulse frequency and duty cycle
- Self-balancing $\pm 30V$ (1m distance)
- Control input and alarm output connector
- 24VDC power supply
- Easy emitter replacement
- Settings are made directly on the bar via the button function or via the optionally available remote control

- Includes:
10 m power cable with RJ45 plug
10 m signal cable with RJ45 plug

Ion bar delivered **without** power supply and remote control

Accessoires for SIB5S-Ion bars:

- 24V power supply for max. 4 bars
- Universal power supply for **one** SIB5-Ion bar 240 VAC / 24 VDC
- Remote control for SIB5S-Ion bars

Part No.	
Ion bar SIB5 S	
7520.SIB5.600.S	637 mm, 8 emitters
7520.SIB5.700.S	757 mm, 10 emitters
7520.SIB5.800.S	877 mm, 12 emitters
7520.SIB5.900.S	958 mm, 14 emitters
7520.SIB5.1000.S	1078 mm, 16 emitters
7520.SIB5.1200.S	1318 mm, 20 emitters
7520.SIB5.1300.S	1438 mm, 22 emitters
7520.SIB5.1500.S	1558 mm, 24 emitters
7520.SIB5.1600.S	1678 mm, 26 emitters
7520.SIB5.1800.S	1918 mm, 30 emitters
7520.SIB5.2100.S	2158 mm, 34 emitters
Accessories	
7520.SIBx.SBP.RD	24V power supply for max. 4 bars
7520.SIBx.NT	Universal power supply for one SIB5-Ion bar 240 VAC / 24 VDC
7520.SIBx.RC1	Remote control for SIB5S-Ion bars



- Quickly neutralizes static charges
- Ergonomically designed features
- Air pressure supply needed between 1 and 6,8 bar
- For use in electronic and cleanroom manufacturing
- Replaceable filter (0,01µ)
- Variable air flow (**only Top Gun 3**)
- Ionization voltage applied only when the air flows
- Ionization inherently balanced to $< \pm 15$ V
- AC technology
- Ozone production: 0,001 ppm (measured 45 cm in front of the unit)
- AirGun: Dissipative Polycarbonate/ABS
- Connecting cable: Dissipative Polyurethane
- Controller Size: 13,2 x 8,5 x 16,4 cm (W x H x D)

IEC
EN**Part No.****Top Gun™ 3**

7500.TG3 Standard version, cable length 2,1 m

7500.TG3.42 Special version, cable length 4,2 m

Top Gun™ with sidekick

7500.TG3.SK with flexible neck and foot pedal „side kick“

Filter for TG3

7500.TG3.FT Special filter, Teflon®

Qty.

2 pcs

Accessories

7500.TG3.H Gun hanger



7500.O.SK



7500.O.SK.N



7500.O.N



7500.O



Technical description and filter as for Top Gun™ 3.



Part No.		Qty.
7500.O.SK	Orion with flexible neck and foot pedal „side kick“ (included)	
7500.O	Free mountable air nozzle, remote controlled with electrical activation	
7500.O.N	Free mountable air nozzle with proximity sensor	
7500.O.SK.N	Orion with flexible neck and proximity sensor	
Filter for Orion		
7500.TG3.FT	Special filter, Teflon®	2 pcs



AIRFORCE 6115



- Quickly neutralizes static charges
- Ergonomically designed features
- Triggered by button on the gun grip
- Replaceable emitter module and air filter
- Ionization inherently balanced to ± 30 V
- Easy maintenance
- DC technology (Steady State DC)
- Air pressure supply needed

Includes:

Air gun, Controller 24 V AC, Power supply 230V AC

Applications:

Cleaning of liquid crystal displays (LCD), Lenses, etc.
Neutralizes static charges in the electronics, optics and pharmaceutical industry.

IEC
EN**Part No.**

7500.6115.PLUS	AirForce 6115 with power supply
7500.6115.N	Power supply 230 VAC
7500.6115.SWT	Foot pedal AirForce 6115
7500.6115.MS	Swivel arm
7500.6115.F	Air filter cartridge

ECO GUN



- Quickly neutralizes static charges
- Triggered by button on the gun grip
- Piezoceramic high voltage transformer
- High frequency, AC ionisation (HF-AC)
- Easy maintenance
- **No power supply needed**
- Monitoring of high voltage with LED
- Adjustable air flow by choke valve
- operating pressure: 3–5 bar

Application: Cleaning of plastic parts

IEC
EN**Part No.**

7530.IG	Eco gun
----------------	---------



7520.HF.SPN11



7520.HF.SPN11.S
(with proximity sensor)




7520.HF.SPN11.B1-B4



7520.HF.SPN11.T



7520.HF.SPN11.E



7520.HF.SPN11.D1

- Quickly neutralizes static charges in machines
- High frequency, AC ionisation (HF-AC)
- Compact Piezoceramic high voltage transformer
- Power supply 24V DC / 100-240V AC with wall mounting transformer
- Emitter points: tungsten
- Easy maintenance
- Compact size
- Self balancing $\pm 15V$
- Ozone generation < 0,001 ppm, measured 15 cm in front of the unit
- Red LED high voltage failure alarm
- Different stainless steel available
- Alarm output



application example

Size: 2,9 cm x 6,8 cm x 7,7 cm (W x H x D)

Includes: SPN-11, power supply 230V AC / 24V DC



Part No.

7520.HF.SPN11	Ionizing Nozzle SPN11
7520.HF.SPN11.S	Ionizing Nozzle SPN11 with proximity sensor

Optional		Length	Air holes	Pitch
7520.HF.SPN11.B1	Nozzle/Tube Material: stainless steel, Cleanroom compatible	267,5 mm	42	10 mm
7520.HF.SPN11.B2	Nozzle/Tube Material: stainless steel, Cleanroom compatible	217,5 mm	16	10 mm
7520.HF.SPN11.B3	Nozzle/Tube Material: stainless steel, Cleanroom compatible	217,5 mm	31	5 mm
7520.HF.SPN11.B4	Nozzle/Tube Material: stainless steel, Cleanroom compatible	367,5 mm	31	10 mm
7520.HF.SPN11.E	ELBOW Coupling 90° angle, Material: stainless steel, Cleanroom compatible	58 mm		
7520.HF.SPN11.T	Tube air nozzle (4mm), for 6 mm hose			
7520.HF.SPN11.D1	90° nozzle			





Our range of static dissipative brushes allows thorough cleaning of ESD-sensitive assemblies without the danger of high charges generated by conventional brushes. The high resilient, permanent static dissipative Nylon 6.12 bristles will allow a controlled static dissipation to ground. Includes the ESD Symbol.

Part No.	Size	Description
① 6104.Y.103	12,5 mm	Flat hard brush
② 6104.Y.104	19 mm	Flat hard brush
③ 6104.Y.105	25 mm	Flat hard brush
④ 6104.Y.106	38 mm	Flat hard brush
⑤ 6104.Y.107	50 mm	Flat hard brush
⑥ 6104.Y.200.N	3 mm	Round hard brush
⑦ 6104.Y.201	6 mm	Round hard brush
⑧ 6104.Y.9001	30 mm	Hard brush
⑨ 6104.Y.9002	60 mm	Hard brush
⑩ 6104.Y.4000	80 mm	Hard brush
⑪ 6104.Y.1200	17 mm	Hard brush key ring

IEC
EN



Our range of conductive brushes allows thorough cleaning of ESD sensitive assemblies without the danger of high charges generated by conventional brushes. They consist of a conductive plastic handle and bristles made of highly conductive fibers which will dissipate any charges by corona discharge, due to their small diameter. Natural hair is mixed with the conductive fibers to provide the desired stiffness. Includes the ESD Symbol.



Part No.	Size	Description
① 6100.103	12,5 mm	Flat hard brush
② 6100.104	19 mm	Flat hard brush
③ 6100.105	25 mm	Flat hard brush
④ 6100.106	38 mm	Flat hard brush
⑤ 6100.107	50 mm	Flat hard brush
⑥ 6100.200.N	3 mm	Round hard brush
⑦ 6100.201	6 mm	Round hard brush
⑧ 6100.9001	30 mm	Hard brush
⑨ 6100.9002	60 mm	Hard brush
⑩ 6100.1001	140 mm	Flat soft brush
⑪ 6100.4000	80 mm	Hard brush
⑫ 6100.1200	25 mm	Soft brush key ring





In contrast to conventional brushes, when using this conductive brush assortment, static charges on ESD sensitive PCBs can be minimized. The durable, permanently conductive bristles made of nylon 6.12 ensure a controlled charge dissipation.

IEC
EN


Part No.	Size	Description
① 6103.B.103	12,5 mm	Flat hard brush
② 6103.B.104	19 mm	Flat hard brush
③ 6103.B.105	25 mm	Flat hard brush
④ 6103.B.106	38 mm	Flat hard brush
⑤ 6103.B.107	50 mm	Flat hard brush
⑥ 6103.B.200.N	3 mm	Round hard brush
⑦ 6103.B.201	6 mm	Round hard brush
⑧ 6103.B.4000	80 mm	Hard brush
⑨ 6103.B.9001	30 mm	Hard brush
⑩ 6103.B.9002	60 mm	Hard brush



- Static dissipative Polyethylene film
- Heat sealable
- Recyclable
- Colour: Pink
- Standard print: Product name, ESD symbol, Recycling symbol and production date

IEC
EN

Part No.	Bag sizes inner dim.	Bags per box
100 µm		
3110.360	100 x 150 x 0,10 mm	2500 pcs
3110.361	130 x 200 x 0,10 mm	2500 pcs
3110.362	150 x 225 x 0,10 mm	1000 pcs
3110.363	200 x 250 x 0,10 mm	1000 pcs
3110.364	250 x 300 x 0,10 mm	500 pcs
3110.365	300 x 400 x 0,10 mm	500 pcs
3110.366	400 x 500 x 0,10 mm	500 pcs
3110.368	400 x 600 x 0,10 mm	500 pcs
3110.367	500 x 600 x 0,10 mm	500 pcs



application example






- Static dissipative Polyethylene film
- Heat sealable
- Recyclable
- Colour: Pink
- Standard print: Product name, ESD symbol, Recycling symbol and production date

IEC
EN

Part No.	Bag sizes inner dim.	Bags per box
60 µm		
3120.3301	80 x 120 x 0,06 mm	5000 pcs
3120.3311	100 x 150 x 0,06 mm	5000 pcs
3120.3361	120 x 170 x 0,06 mm	5000 pcs
3120.3321	150 x 225 x 0,06 mm	2500 pcs
3120.3331	200 x 250 x 0,06 mm	1000 pcs
3120.3341	250 x 300 x 0,06 mm	1000 pcs
3120.3351	300 x 400 x 0,06 mm	1000 pcs
100 µm		
3120.330	80 x 120 x 0,10 mm	5000 pcs
3120.331	100 x 150 x 0,10 mm	2500 pcs
3120.336	120 x 170 x 0,10 mm	2500 pcs
3120.332	150 x 225 x 0,10 mm	1000 pcs
3120.333	200 x 250 x 0,10 mm	1000 pcs
3120.334	250 x 300 x 0,10 mm	1000 pcs
3120.335	300 x 400 x 0,10 mm	500 pcs



application example

PERMASTAT®
CUSHION MATERIAL (WITHOUT PRINT)



- Dissipative 3 layer or 2 layer cushion material
- Flat inner and outer layers
- Heat sealable
- Recyclable



3 layer = 120 µm



2 layer = 75 µm




Part No.	Width	Length	Roll
Flat inner and outer layers, 3 layer, 120 µm			
3150.379	300 mm	100 m	30 m ²
3150.380	400 mm	100 m	40 m ²
3150.381	600 mm	100 m	60 m ²
3150.382	1200 mm	100 m	120 m ²

Part No.	Width	Length	Roll
One side flat, one side with bubbles, 2 layer, 75 µm			
3160.0300	300 mm	100 m	30 m ²
3160.0400	400 mm	100 m	40 m ²
3160.0600	600 mm	100 m	60 m ²
3160.1200	1200 mm	100 m	120 m ²

PERMASTAT®
CUSHION POUCHES (WITHOUT PRINT)

- Dissipative 3 layer cushion material
- Flat inner and outer layers
- Heat sealable
- Recyclable



3 layer = 120 µm

Part No.	Bag Sizes inner dim.	Bags per box
Cushion Pouches (without print), 3 layer, 120 µm		
3151.360	100 x 150 mm + 50 mm flap	500 pcs
3151.361	130 x 200 mm + 50 mm flap	250 pcs
3151.362	150 x 225 mm + 50 mm flap	250 pcs
3151.363	200 x 250 mm + 50 mm flap	250 pcs
3151.364	250 x 300 mm + 50 mm flap	250 pcs

Custom sizes with or without flap available on request.



PERMASTAT® ◆ FLAT FILM, TUBING AND HALF TUBING



- Standard print:
Product name, ESD symbol, Recycling symbol

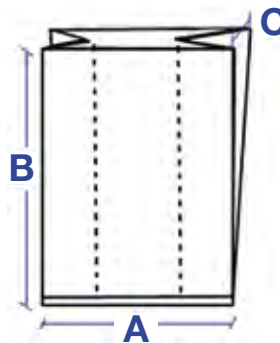
IEC
EN

Part No.	Roll width inner dim.	Thickness	Roll length
PERMASTAT® Tubing			
3130.340	100 mm	0,10 mm	250 m
3130.341	130 mm	0,10 mm	250 m
3130.342	150 mm	0,10 mm	250 m
3130.343	200 mm	0,10 mm	250 m
3130.344	250 mm	0,10 mm	250 m
3130.345	300 mm	0,10 mm	250 m
3130.346	400 mm	0,10 mm	250 m
3130.347	500 mm	0,10 mm	250 m
PERMASTAT® Half Tubing			
3135.15.0910	910/910 x 0,15 mm		250 m
PERMASTAT® Flat film			
3140.1200.040	1200 x 0,04 mm		500 m

PERMASTAT® ◆ WASTE BAGS



- Static dissipative Polyethylene
- Recyclable
- ESD symbol
- Recycling symbol
- Colour: Pink



Gusseted bags

*Custom bags, covers, layflat material and custom printing available on request.

IEC
EN

Part No.	Sizes (A + C x B)	Thickness	Volume	Quantity
3110.850	300 + 200 x 600 mm	0,020 mm	30 litres	500 Gusseted bags/roll for waste basket
3110.850.2	380 + 320 x 1100 mm	0,060 mm	120 litres	100 Gusseted bags/roll for waste basket
3110.890	500 + 400 x 1200 mm	0,080 mm	190 litres	100 Gusseted bags/roll for multi use bin
3110.853	750 + 750 x 1800 mm	0,080 mm	600 litres	75 Gusseted bags/roll for waste trolley
3110.850.1	700 x 1100 mm	0,060 mm	120 litres	100 bags/roll for waste basket

PERMASTAT® ◆
GUSSETED BAGS FOR TOTE BOXES



- Static dissipative Polyethylene
- Recyclable
- ESD symbol
- Recycling symbol
- Colour: Pink

*Custom bags, covers, layflat material and custom printing available on request.

Part No.	Size (A + C x B)	Thickness	Qty
3113.0600.0700	600 + 400 x 700 mm	0,050 mm	250 pcs/ box
3113.0440.0500	440 + 340 x 500 mm	0,050 mm	500 pcs/ box

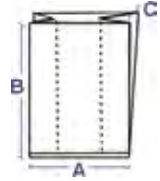
PERMASTAT® ◆
GUSSETED COVERS



application examples



- Static dissipative Polyethylene film
- For pallets and cages
- Recyclable
- perforated, on roll
- Colour: pink



Part No.	Inner sizes (A + C x B)	Thickness	Qty
3113.1250.1850	1250 + 850 x 1850 mm max. usable size 1200 x 800 x 1450 mm	0,15 mm	40 pcs/ roll
3113.1250.0900	1250 + 850 x 900 mm max. usable size 1200 x 800 x 500 mm	0,15 mm	40 pcs/ roll

PERMASTAT® ◆
STRETCH FILM AND STRETCH FILM UNWINDER



- Static dissipative
- Recyclable
- Colour: Pink
- Suitable for machine wrapping

Stretch film unroller

- Fits 38 and 50 mm core diameters
- Adjustable for 300, 400, 450 or 500 mm width
- Adjustable breaking resistance for optimal handling
- Weight: 1,7 kg

IEC
EN

Part No.	Roll width	Roll length	Thickness	Ø Core	Qty
3170.0300	500 mm	300 m	0,025 mm	50 mm	4
3170.1560	500 mm	1560 m	0,025 mm	76 mm	1



CARBOSTAT® BAGS



- Permanent, conductive, carbon loaded material
- Protection against electrostatic fields
- Heat sealable
- Recyclable
- Colour: Black
- Standard print: Product name, ESD symbol, Recycling symbol and production date

IEC
EN

Part No.	Bag sizes inner dim.	Bags per box
3210.150	100 x 150 x 0,08 mm	5000 pcs
3210.151	130 x 200 x 0,08 mm	2500 pcs
3210.152	150 x 225 x 0,08 mm	2500 pcs
3210.153	200 x 250 x 0,08 mm	1500 pcs
3210.154	250 x 300 x 0,08 mm	1000 pcs
3210.155	300 x 400 x 0,08 mm	1000 pcs
3210.156	400 x 500 x 0,08 mm	500 pcs
3210.157	500 x 600 x 0,08 mm	500 pcs
3210.162	350 x 450 x 0,08 mm	1000 pcs



Custom bags, covers and layflat material available on request.

CARBOSTAT® TUBING



- Permanent, conductive, carbon loaded material
- Protection against electrostatic fields
- Heat sealable
- Recyclable
- Colour: Black
- Standard print: Product name, ESD symbol, Recycling symbol and production date

IEC
EN

Part No.	Roll width inner dim.	Roll length
3230.250	100 x 0,08 mm	500 m
3230.252	150 x 0,08 mm	500 m
3230.253	200 x 0,08 mm	500 m
3230.254	250 x 0,08 mm	500 m
3230.255	300 x 0,08 mm	500 m
3230.256	400 x 0,08 mm	250 m
3230.257	500 x 0,08 mm	250 m
3230.258	600 x 0,08 mm	250 m



- 3 layer cushion material, thickness: 160 µm
- Permanent, conductive, carbon loaded material
- Heat sealable
- Flat inner and outer layers
- Recyclable
- Colour: Black



3 layer = 160 µm



Cushion separator for tote boxes

IEC
EN

Part No.	Width	Length	Roll
CARBOSTAT® Cushion Material			
Flat inner and outer layers, 3 layer cushion material, 160 µm			
3250.370	300 mm	100 m	30 m ²
3250.371	400 mm	100 m	40 m ²
3250.372	600 mm	100 m	60 m ²
3250.373	1200 mm	100 m	120 m ²
CARBOSTAT® Cushion separators (without print)			
3252.550.350	550 x 350 mm (for 600 x 400 mm tote boxes)		
3252.350.250	350 x 250 mm (for 400 x 300 mm tote boxes)		
tote boxes see pages 165 – 169			



Carbostat® 2 layer Cushion Material available on request.





3 layer = 160 µm




Custom sizes with or without flap available on request.

Metallized rolls

- Protection against electrostatic discharge and electrostatic fields
- 3 layer cushion material
- Outer layer – **HIGHSHIELD** film, flat
- Inner layer – **PERMASTAT®** film, flat
- Heat sealable
- Recyclable

IEC
EN

Part No.	Width	Length	Roll
3350.392	300 mm	100 m	30 m ²
3350.393	400 mm	100 m	40 m ²
3350.394	600 mm	100 m	60 m ²
3350.395	1200 mm	100 m	120 m ²



3 layer = 160 µm



Metallized rolls

- Protection against electrostatic discharge and electrostatic fields
- 3 layer cushion material
- Outer layer – **HIGHSHIELD** film, flat
- Inner layer – **PERMASTAT®** film, flat
- Heat sealable
- Recyclable

IEC
EN

Part No.	Bag Sizes inner dim.	Bags per box
3351.0406	100 x 150 mm + 50 mm flap	500 pcs
3351.0508	130 x 200 mm + 50 mm flap	250 pcs
3351.0609	150 x 225 mm + 50 mm flap	250 pcs
3351.0810	200 x 250 mm + 50 mm flap	250 pcs
3351.1012	250 x 300 mm + 50 mm flap	250 pcs

Delivered only in whole boxes as indicated above





Custom sizes available on request!

- Shielding bag, "metal in" construction
- Protection against electrostatic discharge and electrostatic fields
- Outer layer dissipative Polyester
- Aluminium metallized
- Inner layer – dissipative Polyethylene
- Thickness: 77µm
- Heat sealable
- Standard print: Product name, ESD symbol, Recycling symbol and production date

IEC
EN

Part No.	Bag sizes inner dim.	Quantity
3310.HS.0305	76 x 127 mm	100 pcs
3310.HS.0404	102 x 102 mm	100 pcs
3310.HS.0406	102 x 152 mm	100 pcs
3310.HS.0426	102 x 660 mm	100 pcs
3310.HS.0508	127 x 203 mm	100 pcs
3310.HS.0608	152 x 203 mm	100 pcs
3310.HS.0610	152 x 254 mm	100 pcs
3310.HS.0626	152 x 660 mm	100 pcs
3310.HS.0810	203 x 254 mm	100 pcs
3310.HS.0812	203 x 305 mm	100 pcs
3310.HS.0816	203 x 406 mm	100 pcs
3310.HS.0818	203 x 457 mm	100 pcs
3310.HS.1012	254 x 305 mm	100 pcs
3310.HS.1014	254 x 356 mm	100 pcs
3310.HS.1026	254 x 660 mm	100 pcs
3310.HS.1115	279 x 381 mm	100 pcs
3310.HS.1212	305 x 305 mm	100 pcs
3310.HS.1216	305 x 406 mm	100 pcs
3310.HS.1218	305 x 457 mm	100 pcs
3310.HS.1418	356 x 457 mm	100 pcs
3310.HS.1618	406 x 457 mm	100 pcs
3310.HS.1818	457 x 457 mm	100 pcs
3310.HS.1820	457 x 508 mm	100 pcs
3310.HS.1824	457 x 609 mm	100 pcs
3310.HS.2024	508 x 609 mm	100 pcs




Sealed packing unit

- Shielding bag, „metal in“ construction
- Protection against electrostatic discharge and electrostatic fields
- Outer layer dissipative Polyester
- Aluminium metallized
- Inner layer – dissipative Polyethylene
- Thickness: 75µm
- Heat sealable
- Standard print: Product name, ESD symbol, Recycling symbol
- Production date „MMYYYY“ stamped in welding seam
- Each unit is sealed in a Highshield® bag

IEC
EN

Part No.	Bag sizes inner dim.	Quantity	Bags per unit
3315.HS.0305.A	76 x 127 mm	100 pcs	3000 pcs
3315.HS.0404.A	102 x 102 mm	100 pcs	3000 pcs
3315.HS.0406.A	102 x 152 mm	100 pcs	3000 pcs
3315.HS.0426.A	102 x 660 mm	100 pcs	1600 pcs
3315.HS.0508.A	127 x 203 mm	100 pcs	2000 pcs
3315.HS.0608.A	152 x 203 mm	100 pcs	2000 pcs
3315.HS.0610.A	152 x 254 mm	100 pcs	2000 pcs
3315.HS.0626.A	152 x 660 mm	100 pcs	1000 pcs
3315.HS.0810.A	203 x 254 mm	100 pcs	2000 pcs
3315.HS.0812.A	203 x 305 mm	100 pcs	2000 pcs
3315.HS.0816.A	203 x 406 mm	100 pcs	1000 pcs
3315.HS.0818.A	203 x 457 mm	100 pcs	1000 pcs
3315.HS.1012.A	254 x 305 mm	100 pcs	1000 pcs
3315.HS.1014.A	254 x 356 mm	100 pcs	1000 pcs
3315.HS.1026.A	254 x 660 mm	100 pcs	700 pcs
3315.HS.1115.A	279 x 381 mm	100 pcs	1000 pcs
3315.HS.1212.A	305 x 305 mm	100 pcs	1000 pcs
3315.HS.1216.A	305 x 406 mm	100 pcs	1000 pcs
3315.HS.1218.A	305 x 457 mm	100 pcs	800 pcs
3315.HS.1418.A	356 x 457 mm	100 pcs	700 pcs
3315.HS.1618.A	406 x 457 mm	100 pcs	600 pcs
3315.HS.1818.A	457 x 457 mm	100 pcs	500 pcs
3315.HS.1820.A	457 x 508 mm	100 pcs	500 pcs
3315.HS.1824.A	457 x 609 mm	100 pcs	400 pcs
3315.HS.2024.A	508 x 609 mm	100 pcs	400 pcs





- Shielding bag, "metal in" construction
- Protection against electrostatic discharge and electrostatic fields
- Outer layer dissipative Polyester
- Aluminium metallized
- Thickness: 77µm
- Zip lock
- Inner layer - dissipative Polyethylene
- Standard print: Product name, ESD symbol, Recycling symbol and production date

IEC
EN

Part No.	Bag sizes inner dim.	Bags per box
3320.WV.0305	76 x 127 mm	100 pcs
3320.WV.0406	102 x 152 mm	100 pcs
3320.WV.0508	127 x 203 mm	100 pcs
3320.WV.0610	152 x 254 mm	100 pcs
3320.WV.0810	203 x 254 mm	100 pcs
3320.WV.0812	203 x 305 mm	100 pcs
3320.WV.1012	254 x 305 mm	100 pcs
3320.WV.1014	254 x 356 mm	100 pcs
3320.WV.1216	305 x 406 mm	100 pcs
3320.WV.1218	305 x 457 mm	100 pcs
3320.WV.1418	356 x 457 mm	100 pcs
3320.WV.1818	457 x 457 mm	100 pcs






Sealed packing unit

- Shielding bag, "metal in" construction
- Protection against electrostatic discharge and electrostatic fields
- Outer layer - dissipative Polyester
- Inner layer - dissipative Polyethylene
- Aluminium metallized
- Thickness: 75µm
- Zip lock
- Standard print: Product name, ESD symbol, Recycling symbol
- Production date „MMYYYY“ stamped in welding seam
- Each unit is sealed in a Highshield® bag

IEC
EN

Part No.	Bag sizes inner dim.	Bags per unit
3325.WV.0305.A	76 x 127 mm	100 pcs
3325.WV.0406.A	102 x 152 mm	100 pcs
3325.WV.0508.A	127 x 203 mm	100 pcs
3325.WV.0610.A	152 x 254 mm	100 pcs
3325.WV.0810.A	203 x 254 mm	100 pcs
3325.WV.0812.A	203 x 305 mm	100 pcs
3325.WV.1012.A	254 x 305 mm	100 pcs
3325.WV.1014.A	254 x 356 mm	100 pcs
3325.WV.1216.A	305 x 406 mm	100 pcs
3325.WV.1218.A	305 x 457 mm	100 pcs
3325.WV.1418.A	356 x 457 mm	100 pcs
3325.WV.1818.A	457 x 457 mm	100 pcs





application example

- Shielding bag with moisture barrier
- Protection against electrostatic discharge and electrostatic fields
- Complies with MIL-B81705 Type 1 Class 1
- EMI - Shielding > 40 db
- The moisture barrier property is achieved through the multilayer construction which includes dissipative Polyester, Aluminium metallization and dissipative Polyethylene
- Thickness: 92µm
- Heat sealable
- Can be used for vacuum packaging applications
- Standard print: Product name, ESD symbol, barrier bag symbol, Recycling symbol and production date

IEC
EN

Part No.	Bag sizes inner dim.	Bags per box
3710.DR.0426	102 x 660 mm	100 pcs
3710.DR.0626	152 x 660 mm	100 pcs
3710.DR.0810	203 x 254 mm	100 pcs
3710.DR.1012	254 x 305 mm	100 pcs
3710.DR.1020	254 x 508 mm	100 pcs
3710.DR.1026	254 x 660 mm	100 pcs
3710.DR.1626	406 x 660 mm	100 pcs
3710.DR.1818	457 x 457 mm	100 pcs



Custom sizes available on request.



application example

- Shielding bag with moisture barrier
- Protection against electrostatic discharge and electrostatic fields
- Complies with MIL-B81705 Type 1 Class 1
- EMI - Shielding > 40 dB
- The moisture barrier property is achieved through the multilayer construction which includes dissipative Polyester, Aluminium metallization and dissipative Polyethylene
- Thickness: 90µm
- Heat sealable
- Can be used for vacuum packaging applications
- Standard print: Product name, ESD symbol, barrier bag symbol, Recycling symbol and production date imprinted in welding rod
- Each unit is sealed in a Highshield® bag



Part No.	Bag sizes inner dim.	Bags per unit
3715.DR.0426.A	102 x 660 mm	100 pcs
3715.DR.0610.A	152 x 254 mm	100 pcs
3715.DR.0626.A	152 x 660 mm	100 pcs
3715.DR.0810.A	203 x 254 mm	100 pcs
3715.DR.1012.A	254 x 305 mm	100 pcs
3715.DR.1020.A	254 x 508 mm	100 pcs
3715.DR.1026.A	254 x 660 mm	100 pcs
3715.DR.1626.A	406 x 660 mm	100 pcs
3715.DR.1818.A	457 x 457 mm	100 pcs





- Shielding bag with moisture barrier
- Complies with JEDEC-STD-033
- EMI - Shielding > 40 db
- Specially designed for ESD and moisture vapor barrier applications
- Multilayer construction – Nylon, Aluminium and Polyethylene
- Thickness: 150µm
- Heat sealable
- Can be used for vacuum packaging applications
- Standard print: Product name, ESD symbol, barrier bag symbol, Recycling symbol and production date


**IEC
EN**

Part No.	Bag sizes inner dim.	Bags per box
3710.DR150.0426	102 x 660 mm	100 pcs
3710.DR150.0626	152 x 660 mm	100 pcs
3710.DR150.1026	254 x 660 mm	100 pcs
3710.DR150.1626	406 x 660 mm	100 pcs
3710.DR150.1818	457 x 457 mm	100 pcs





Humidity Indicator Cards display the moisture level within the moisture barrier bags. The Indicator Cards are free of cobalt.

- Each unit is packed in a Dry-Shield-bag

Part No.		Quantity
3785.0560.CF	5% - 10% - 60% Relative humidity range	125 pcs
3785.1060.CF	10% - 20% - 30% - 40% - 50% - 60% Relative humidity range	200 pcs

DESICCANT BAGS – FLEECE BAG



! To calculate the required number of desiccant units (TME) follow the guidelines of the DIN 55474 standard.

- For very sensitive products
- high tensile strength / dustproof
- Bags will be delivered in the indicated quantity only

Part No.	Size	Quantity
3775.VA.017000	1/6-unit (app. 6 g)	1.350 pcs
3775.VA.033000	1/3-unit (app. 12 g)	800 pcs
3775.VA.050000	1/2-unit (app. 18 g)	720 pcs
3775.VA.101000	1-unit (app. 35 g)	400 pcs
3775.VA.102000	2-unit (app. 70 g)	240 pcs
3775.VA.104000	4-unit (app. 145 g)	120 pcs

DESICCANT BAGS – SODA PAPER



! To calculate the required number of desiccant units (TME) follow the guidelines of the DIN 55474 standard.

- for highly sensitive products, reduced tear resistance
- Bags will be delivered in the indicated quantity only
- dustproof

Part No.	Size	Quantity
3775.PA.017000	1/6-unit	1.350 pcs
3775.PA.033000	1/3-unit	800 pcs
3775.PA.050000	1/2-unit	720 pcs
3775.PA.101000	1-unit	400 pcs
3775.PA.102000	2-unit	240 pcs



SAFESHIELD® SHIPPING BOXES

The Safeshield shipping cardboard boxes provide a high protection against electrostatic discharge and against electrostatic fields. They are ideal for packing, stocking and shipping ESD sensitive components (ESDS).

IEC
EN

- High shielding performance due to highly conductive inner layer
- Inner and outer permanent static dissipative layers
- Good mechanical properties
- Recyclable
- Reusable
- Non-corrosive
- No heavy metals
- Colour: Blue
- Print: ESD and Resy symbols, warning note in German and English
- UV resistant



Custom sizes available on request

SAFESHIELD® STACKING BOX





- Rugged construction
- Safe transport stacking design
- Closed handholds, with print, delivered flat

Cover:

- Finish with 4-point-gluing

IEC
EN

Part No.	Outer Dim. mm (D x W x H)	Inner Dim. mm (D x W x H)
Stacking Box		
5510.SB.400.A	385 x 275 x 105 mm	360 x 250 x 100 mm
5510.SB.400.B	385 x 275 x 215 mm	360 x 250 x 210 mm
5510.SB.600.A	575 x 385 x 105 mm	550 x 360 x 100 mm
5510.SB.600.B	575 x 385 x 215 mm	550 x 360 x 210 mm
Cover		
5510.SB.43		390 x 280 x 40 mm
5510.SB.64		580 x 390 x 40 mm



- Safeshield dividers for stacking boxes **5510.SB.400.A** und **5510.SB.600.A**
- Delivered flat as a set
- Hight: 100mm

Part No.	Set	Dimensions
Sets		
5510.SB.400.G.100	Height: 100 mm Long divider: 10 Short divider: 15	360 x 248 x 100 mm
5510.SB.600.G.100	Height: 100 mm Long divider: 15 Short divider: 19	549 x 360 x 100 mm

SAFESHIELD® STACKING TRAY

- Safeshield Tray with handle:
5510.SB.400.A and **5510.SB.400.B**
- Stacking box 400.A for up to two layers
- Stacking box 400.B for up to four layers

Delivered flat.



application example




Part No.	Outer Dim. mm (D x W x H)
5510.SB.400.T	360 x 250 x 48 mm

SAFESHIELD® DIVIDER SET

Safeshield® dividers consisting of:
Inlay with separator and two divider sets

Results in two sections with each 235 x 170 mm.
Hight: approx. 25mm

Delivered flat as a set



Part No.	Set consisting of:	Outer Dim. mm (D x W x H)
5510.SB.400.T.G	Long divider: 2x9 Short divider: 2x13	235 x 170 x 25 mm



SAFESHIELD®
 SHIPPING BOXES – DELIVERED FLAT


- Please order foam inserts separately
- FEFCO-Code 0427

Part No.	Inner sizes	Quantity	
5510.903	178 x 127 x 38 mm	100 pcs	
5510.903.H	178 x 127 x 64 mm	100 pcs	
Foam inserts for Part No. 5510.903 + 5510.903.H			
Part No.	Sizes	Profile	Quantity
4903.0.15	178 x 127 x 15 mm	flat	100 pcs
4903.0.20	178 x 127 x 20 mm	flat	100 pcs
4903.1.15	178 x 127 x 15 mm	profile 1:1	100 pcs
4903.1.20	178 x 127 x 20 mm	profile 1:1	100 pcs

SAFESHIELD®
 SHIPPING BOXES – DELIVERED FLAT


- Please order foam inserts separately
- FEFCO-Code 0427

Part No.	Inner sizes	Quantity	
5510.904	250 x 191 x 38 mm	100 pcs	
Foam inserts for Part No. 5510.904			
Part No.	Sizes	Profile	Quantity
4904.0.15	250 x 191 x 15 mm	flat	100 pcs
4904.0.20	250 x 191 x 20 mm	flat	100 pcs
4904.1.20	250 x 191 x 20 mm	profile 1:1	100 pcs

SAFESHIELD®
 SHIPPING BOXES – DELIVERED FLAT


- Please order foam inserts separately
- FEFCO-Code 0427

Part No.	Inner sizes	Quantity	
5510.905	250 x 191 x 64 mm	100 pcs	
Foam inserts for Part No. 5510.905			
Part No.	Sizes	Profile	Quantity
4904.0.15	250 x 191 x 15 mm	flat	100 pcs
4904.0.20	250 x 191 x 20 mm	flat	100 pcs
4904.1.20	250 x 191 x 20 mm	profile 1:1	100 pcs

SAFESHIELD®
 SHIPPING BOXES – DELIVERED FLAT


- Please order foam inserts separately
- FEFCO-Code 0427

Part No.	Inner sizes	Quantity	
5510.906	267 x 216 x 64 mm	100 pcs	
Foam inserts for Part No. 5510.906			
Part No.	Sizes	Profile	Quantity
4906.0.20	267 x 216 x 20 mm	flat	100 pcs
4906.1.30	267 x 216 x 30 mm	profile 1:1	100 pcs

SAFESHIELD®
SHIPPING BOXES – DELIVERED FLAT



- Please order foam inserts separately
- FEFCO-Code 0427

Part No.	Inner sizes	Quantity
5510.910	420 x 220 x 40 mm	100 pcs

Foam inserts for Part No. 5510.910			
Part No.	Sizes	Profile	Quantity
4910.0.15	420 x 220 x 15 mm	flat	100 pcs
4910.1.20	420 x 220 x 20 mm	profile 1:1	100 pcs

SAFESHIELD®
SHIPPING BOXES – DELIVERED FLAT



- Please order foam inserts separately
- FEFCO-Code 0427

Part No.	Inner sizes	Quantity
5510.911	400 x 300 x 65 mm	100 pcs

Foam inserts for Part No. 5510.911			
Part No.	Sizes	Profile	Quantity
4911.0.20	400 x 300 x 20 mm	flat	80 pcs
4911.1.30	400 x 300 x 30 mm	profile 1:1	50 pcs

SAFESHIELD®
SHIPPING BOXES – DELIVERED FLAT



- open, delivered flat without foam
- FEFCO-Code 0427
- PU foam: Profile 1:1

Part No.	Inner sizes	Quantity	compatible foam inserts
5510.912	250 x 191 x 110 mm	100 pcs	4904.1.20
5510.913	300 x 300 x 100 mm	100 pcs	4913.1.20
5510.914	330 x 180 x 70 mm	100 pcs	4914.1.20
5510.915	380 x 320 x 60 mm	100 pcs	4915.1.20
5510.916	393 x 300 x 90 mm	100 pcs	4916.1.20
5510.917	420 x 220 x 65 mm	100 pcs	4910.1.20
5510.918	490 x 460 x 80 mm	100 pcs	4918.1.20

SAFESHIELD®
SHIPPING BOXES – ASSEMBLED



- Incl. 1 piece conductive, black PE foam soft, profile 1:1 and 1 piece conductive PE foam hard
- FEFCO-Code 0427

**IEC
EN**

Part No.	Outer Dim. mm (D x W x H)	Inner Dim. mm (D x W x H)
5510.901.A15	65 x 75 x 25 mm	62 x 62 x 23 mm




SAFESHIELD® SHIPPING BOXES – ASSEMBLED



- Incl. 1 pink dissipative PU foam, soft, profile 1:1
- FEFCO-Code 0427

Part No.	Inner sizes	Quantity	foam inserts
5510.903.A15	178 x 127 x 38 mm	50 pcs	4903.1.15
5510.903.A20	178 x 127 x 38 mm	50 pcs	4903.1.20
5510.904.A20	250 x 191 x 38 mm	20 pcs	4904.1.20
5510.905.A20	250 x 191 x 64 mm	10 pcs	4904.1.20
5510.906.A30	267 x 216 x 64 mm	10 pcs	4906.1.30
5510.910.A20	420 x 220 x 40 mm	10 pcs	4910.1.20
5510.911.A30	400 x 300 x 65 mm	5 pcs	4911.1.30

SAFESHIELD® SHIPPING BOXES – DELIVERED FLAT



- Incl. pink dissipative 20 mm PU foam, soft, profile 1:1
- FEFCO-Code 0473

Part No.	Inner sizes	Quantity
5510.907.S	150 x 115 x 40 mm	100 pcs
5510.907	200 x 140 x 50 mm	80 pcs
5510.907.L	280 x 140 x 100 mm	50 pcs

SAFESHIELD® E-PROM SHIPPING BOXES – DELIVERED FLAT




- Incl. 6 mm PE conductive foam
- FEFCO-Code 0400

Other foams available on request.


Part No.	Inner sizes	Quantity
5510.902	95 x 30 x 15 mm	100 pcs
5510.908	100 x 60 x 15 mm	700 pcs
5510.909	100 x 120 x 15 mm	400 pcs

SAFESHIELD® SHIPPING BOXES – DELIVERED FLAT



- open, delivered flat
- FEFCO-Code 0423

Part No.	Inner sizes	Quantity
5510.095	630 x 95 x 95 mm	100 pcs
5510.195	630 x 195 x 95 mm	100 pcs



- PU foam
- Static dissipative
- Open cell
- Semi-rigid
- Abrasion resistant, non-corrosive
- Colour: pink

IEC
EN

! Custom sizes and sheets available on request.

POLYURETHANE SOFT FOAM



application example

- PU foam
- Static dissipative
- Open cell
- Soft
- Colour: Pink




IEC
EN

Part No.	Sizes	Profile	Qty. p. box
Foams for Safeshield® Shipping Boxes			
4903.0.15	178 x 127 x 15 mm	flat	100 pcs
4903.0.20	178 x 127 x 20 mm	flat	100 pcs
4903.1.15	178 x 127 x 15 mm	profile 1:1	100 pcs
4903.1.20	178 x 127 x 20 mm	profile 1:1	100 pcs
4904.0.15	250 x 191 x 15 mm	flat	100 pcs
4904.0.20	250 x 191 x 20 mm	flat	100 pcs
4904.1.20	250 x 191 x 20 mm	profile 1:1	100 pcs
4906.0.20	267 x 216 x 20 mm	flat	100 pcs
4906.1.30	267 x 216 x 30 mm	profile 1:1	100 pcs
4910.0.15	420 x 220 x 15 mm	flat	100 pcs
4910.1.20	420 x 220 x 20 mm	profile 1:1	100 pcs
4911.0.20	400 x 300 x 20 mm	flat	80 pcs
4911.1.30	400 x 300 x 30 mm	profile 1:1	50 pcs
4913.1.20	300 x 300 x 20 mm	profile 1:1	100 pcs
4914.1.20	330 x 180 x 20 mm	profile 1:1	100 pcs
4915.1.20	380 x 320 x 20 mm	profile 1:1	100 pcs
4916.1.20	393 x 300 x 20 mm	profile 1:1	100 pcs
4918.1.20	490 x 460 x 20 mm	profile 1:1	50 pcs

Part No.	Sizes	Profil	Qty. p. box
Foams for Tote Boxes			
4930.1.32	253 x 153 x 20 mm	profile 1:1	100 pcs
4920.0.32	253 x 153 x 20 mm	flat	100 pcs
4930.1.43	353 x 253 x 20 mm	profile 1:1	100 pcs
4920.0.43	353 x 253 x 20 mm	flat	100 pcs
4930.1.64	553 x 353 x 20 mm	profile 1:1	50 pcs
4920.0.64	553 x 353 x 20 mm	flat	50 pcs



POLYETHYLENE FOAMS



application example



Custom sizes and sheets
available on request.

- PE foam
- Permanent, static dissipative, carbon loaded foam
- Cross linked, closed cell
- Abrasion resistant, non-corrosive
- **Hard**
- For tote boxes
- Separators
- Colour: Black


IEC
EN

Part No.	Sizes
Foams for tote boxes	
4550.06.0253	253 x 353 x 6 mm
4550.06.0300	300 x 300 x 6 mm
4550.06.0353	353 x 553 x 6 mm
4550.10.0253	253 x 353 x 10 mm
4550.10.0353	353 x 553 x 10 mm
Sheets	
4550.03.1000	1000 x 1000 x 3 mm
4550.03.1500	1000 x 1500 x 3 mm
4550.06.1000	1000 x 1000 x 6 mm
4550.06.1500	1000 x 1500 x 6 mm
4550.10.1000	1000 x 1000 x 10 mm
4550.10.1500	1000 x 1500 x 10 mm

POLYURETHANE FOAMS



application example



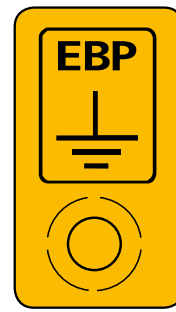
- PU foam
- Conductive, carbon loaded foam
- Open cell
- **Soft**
- Colour: Black

IEC
EN

Part No.	Sizes	Profile	Quantity
4450.W	253 x 353 x 6 mm	flat	50 pcs
4451.W	553 x 353 x 6 mm	flat	50 pcs
4454.W	253 x 353 x 10 mm	flat	50 pcs
4455.W	553 x 353 x 10 mm	flat	50 pcs
4456.W	253 x 353 x 15 mm	flat	20 pcs
4457.W	553 x 353 x 15 mm	flat	20 pcs
4470.1.32	253 x 153 x 20 mm	profile 1:1	20 pcs
4470.1.43	353 x 253 x 20 mm	profile 1:1	20 pcs
4470.1.64	553 x 353 x 20 mm	profile 1:1	20 pcs



①



②



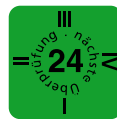
⑥



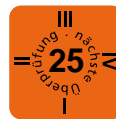
③



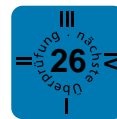
④



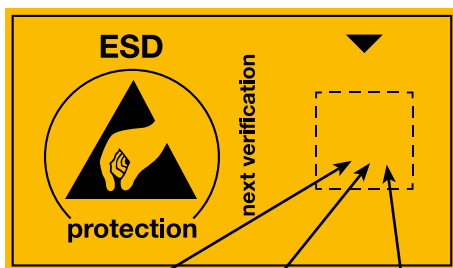
⑦



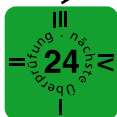
⑧



⑨



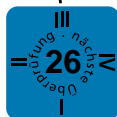
⑤



⑦



⑧



⑨



⑩

• Self-adhesive PVC warning labels, illustrated in original size

Part No.	Sizes	Quantity
① 2850.4090.DE	40 x 90 mm	100 pcs
② 2850.2040	20 x 35 mm	30 pcs / sheet
③ 2850.3025	30 x 25 mm	50 pcs / sheet
④ 2850.3030.R	30 x 30 mm	30 pcs / sheet
⑤ 2850.6035.D	60 x 35 mm	30 pcs / sheet
⑤ 2850.6035.E	60 x 35 mm	30 pcs / sheet
⑥ 2850.B.4090	40 x 90 mm	15 pcs / sheet
⑦ 2850.6035.24.D	15 x 15 mm	30 pcs / sheet
⑦ 2850.6035.24.E	15 x 15 mm	30 pcs / sheet
⑧ 2850.6035.25.D	15 x 15 mm	30 St. / Bogen
⑧ 2850.6035.25.E	15 x 15 mm	30 St. / Bogen
⑨ 2850.6035.26.D	15 x 15 mm	30 St. / Bogen
⑨ 2850.6035.26.E	15 x 15 mm	30 St. / Bogen
⑩ 2850.10	Ø 10 mm	250 pcs / sheet

(D = German, DE = German/English, E = English)



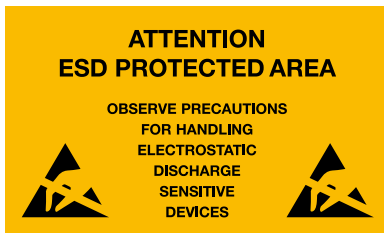
ESD WORKSTATION WARNING LABELS



⑪



⑫



⑬

• Self adhesive, PVC

- ⑫ ⑬ Available also as plastic label
- 5 mm thickness
- double-sided

Part No.	Sizes	Quantity
PVC		
⑪ 2850.300500.R.DE	300 x 500 mm	1 pcs
⑪ 2850.150300.R.DE	150 x 300 mm	1 pcs
⑫ 2850.300500.D	300 x 500 mm	1 pcs
⑬ 2850.300500.E	300 x 500 mm	1 pcs
⑫ 2850.150300.D	150 x 300 mm	1 pcs
⑬ 2850.150300.E	150 x 300 mm	1 pcs
Plastic label		
⑫ 2850.300500.KS.D	300 x 500 mm	1 piece
⑬ 2850.300500.KS.E	300 x 500 mm	1 piece

(D = German, DE = German/English, E = English)

FLOOR MARKING LABEL/ ESD TEST POINT



Part No.	Sizes	Quantity
2822.1.MP.DE	outer dimension Ø 130 mm inner dimension Ø 70 mm thickness: 0,3 mm PVC	10 pcs

FLOOR MARKING STICKERS



Part No.	Sizes	Quantity
2822.1.EPA	150 x 75 mm, thickness: 0,3 mm PVC	10 pcs



Floor marking tapes
see page 202





①



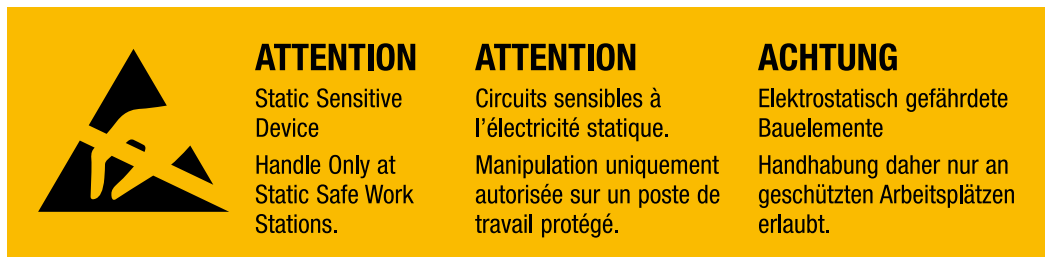
②



③



④



⑤

- Self-adhesive, ① – ⑤ paper on roll, ⑥ = PVC
- (D = German, E = English, F = French, DE = German/English, DEF = German/English/French)

Part No.	Sizes	Quantity	Core diameter
① 2850.3675.D	36 x 75 mm	1000 pcs per roll	Ø 40 mm
② 2850.3675.E	36 x 75 mm	1000 pcs per roll	Ø 40 mm
③ 2850.6	Ø 6 mm (for boards)	4000 pcs per roll	Ø 76 mm
④ 2850.26105.DE	26 x 105 mm	1000 pcs per roll	Ø 40 mm
⑤ 2850.26138.DEF	26 x 138 mm	1000 pcs per roll	Ø 40 mm
⑥ 2850.12.5	side length: 12,5 mm	1000 pcs per roll	Ø 76 mm

SECURITY SEAL



application example

- Special Security PE seal which breaks apart on removal
- Self-adhesive
- Two languages „German/English“
- Core diameter 40 mm

Part No.	Sizes	Quantity
2850.SEC	26 x 105 mm	1000 pcs per roll



PAPER TAPE



- Environment friendly
- Biodegradable
- For manual and automatic tape dispensers
- Low charge surface
- Core diameter: 76 mm

Part No.	Width	Length
2800.T.3866.DE	38 mm	66 m
2800.T.5066.DE	50 mm	66 m

TAPE DISPENSER



- Made of metal
- Tape width up to 50 mm
- Core diameter: 76 mm
- Dissipative black paint finish
- ESD symbol
- Grounding via conductive foam gliders

Part No.	Dimensions
2890.A.50	225 x 63 x 95 mm (W x D x H)

TAPE DISPENSER



- Made of ABS
- Tape width up to 25 mm
- Core diameter: 76 mm
- Permanent conductive, carbon loaded
- Incl. 10 mm snap as Earth Bonding Point (EBP)
- ESD symbol
- incl. grounding cord

Part No.	Dimensions
2890.A.25	215 x 110 x 85 mm (W x D x H)

IDP-STAT®
PVC ADHESIVE TAPE

- Permanent, static dissipative surface
- ESD symbol
- Core diameter: 76 mm
- Low charging

Part No.	Width	Length
2820.5066.IDP	50 mm	66 m

PVC ADHESIVE TAPE



- PVC tape
- Permanent, static dissipative surface
- Low charging
- Colour: yellow with ESD symbol
- Core diameter: 76 mm

Part No.	Width	Length
2820.12733.Y	12,7 mm	33 m
2820.25433.Y	25,4 mm	33 m

WARNING ADHESIVE TAPE



- Static dissipative Cellophane, transparent
- Low charging
- ESD Symbol
- Used for marking rejected items
- Core diameter: 76 mm

Part No.	Width	Length
2820.1966	19 mm	66 m
2820.4866	48 mm	66 m

POLYIMIDE MASKING TAPE



The Polyimide masking tape has a high heat resistance and is used mainly as masking tape for PCB soldering processes.

- Heat resistance: 230° C
- Very good chemical resistance
- Low charging property
- Backing: insulative
- Core diameter: 76 mm

Part No.	Width	Length
2823.1033.HR	10 mm	33 m
2823.2033.HR	20 mm	33 m
2823.2533.HR	25 mm	33 m

ADHESIVE GRID TAPE



- Material: Polypropylene
- Low charging
- ESD Symbol
- Core diameter: 76 mm

Part No.	Width	Length
2820.3462.12	12 mm	36 m
2820.3462.18	18 mm	36 m
2820.3462.24	24 mm	36 m
2820.3462.48	48 mm	36 m

2822.2.5066



2822.1.5025



- self-adhesive, width: 50 mm

2822.3.5033



Part No.	Sizes	Quantity
2822.1.5025	Thickness: 0,3 mm, PVC	25 m per roll
2822.2.5066	Thickness: 0,07 mm, PP	66 m per roll
Dissipative version		
2822.3.5033	Thickness: 0,14 mm, PVC	33 m per roll

ALUMINIUM TAPE



application example

- Self-adhesive aluminium tape can be used for grounding the conductive back of floor mats instead of using a snap system

COPPER TAPE

NEW



- For grounding of different floor systems
- Self-adhesive

Part No.	Width	Length
2821.AL.50	50 mm	50 m

Part No.	Width	Length
2821.CU.10	20 mm	10 m



With this high-quality banner system you can build a flexible and closed barrier of EPAs.

- Double-sided conductive vinyl
- Robust and washable
- Holm length (cross connection): 1340 mm
- Banner: (L x H) 1220 x 840 mm
- Outer side with printed EPA symbol
- Number of fields selectable
- Various options possible
- Easy installation with 2 steel posts (Part No.: 1801.G.P.B or 1801.G.P.Y)

Part No.	
1801.B.V	EPA-Barrier incl. 2 cassettes with metal bars

EPA RETRACTABLE BELT BARRIER



The patented retractable belt barrier is designed for cordoning off an EPA easily and safely.

Belt barrier post without belt head

- Powder coated steel post
- Colour: black or yellow
- Plastic coated steel base
- Post height: 960mm
- Base diameter: 350mm
- Weight: 10 kg

Part No.	Steel post	Steel base
1801.G.P.B	Black	Yellow
1801.G.P.Y	Yellow	Black





- For belt barrier posts
- Black, metal frame, accepts the range of described posts
- Includes a dissipative, transparent polycarbonate DIN A4 window
- (The warning sign in the picture is for illustration only)

Part No.**1801.G.P.SA4**

Sign Holder, DIN A4

BELT HEAD

- With integrated rewind brake (patented)

Due to a special technology the released strap will be pulled back slowly and safely into the belt head



- Replaceable belt head with tension control
- 2,3 m or 3,6 m length
- Yellow Polyester belt, 50 mm width
- With double-sided black print „ESD PROTECTED AREA - ESD GESCHÜTZTER BEREICH“
- Includes a safety clip against unauthorized detaching (Special „Panic“ model available on request)

Part No.**1801.G.K.23.DE****Belt length**

2,3 m

Recommended expansion

2,0 m

1801.G.K.23.E

2,3 m

2,0 m

1801.G.K.36.DE

3,6 m

3,5 m

1801.G.K.36.E

3,6 m

3,5 m

1801.G.K.0

Dummy

(DE = German/English, E = English)

WALL MOUNTED RETRACTABLE BELT HEAD



- Black, powder coated steel head
- 2,3 m or 3,6 m length
- Yellow polyester belt, 50 mm width
- incl. wall mounting clip
- With double-sided black print „ESD PROTECTED AREA – ESD GESCHÜTZTER BEREICH“

Part No.**1801.G.W23.DE**

Belt length 2,3 m

1801.G.W23.E

Belt length 2,3 m

1801.G.W36.DE

Belt length 3,6 m

1801.G.W36.E

Belt length 3,6 m

1801.G.WC

Wall receiving end (not shown)

(DE = German/English, E = English)



A4 Ring Binders

- Permanent, static dissipative cardboard
- Spine label for easy identification of contents
- Reinforced edges provide added durability
- Colour: Black
- ESD symbol

Part No.	Sizes
5800.846	Back width 45 mm / 4 rings
5800.847	Back width 68 mm / 4 rings
5800.848	Back width 68 mm / 2 rings

LEVER ARCH FILE



Lever Arch File A4

- Permanent, static conductive cardboard
- Spine label for easy identification of contents
- Metal finger pull lining
- Reinforced edges provide added durability
- Colour: Black
- ESD symbol

Part No.	Sizes
5800.850	74 mm spine width / 2 rings

TRAY



backside

DIN A4 Tray

- Volume conductive material
- Stackable
- ESD symbol

Part No.	Size
5150.841	260 x 350 x 55 mm (W x D x H)

IDP-STAT® CLIPBOARD WITH COVER A4



- Static dissipative clipboard for size A4 documents
- Cardboard with PVC film
- Outside and inside with IDP-STAT® electrostatic dissipative film
- Spine provided for pen
- Wire clamp
- Hinged cover
- ESD symbol

Part No.	Sizes	Colour
5710.CB.Y	245 x 315 mm (W x H)	Yellow
5710.CB.B	245 x 315 mm (W x H)	Black

IDP-STAT® CLIPBOARD



- Static dissipative clipboard for size A4 documents
- Cardboard with PVC film front and back with IDP-STAT® electrostatic dissipative film
- Wire clamp
- ESD symbol

Part No.	Size	Colour
5710.CB.B.NV	235 x 315 mm (B x H)	Black
5710.CB.Y.NV	235 x 315 mm (B x H)	Yellow

IDP-STAT® RING BINDERS A4



- Dissipative ring binders for A4 documents
- Cardboard with PVC film
- Outside and inside with IDP-STAT® static dissipative film
- Pocket Front – and Spine side
- Size: lid (H x W) 315 x 265 mm
- Colour: yellow or black
- ESD symbol

Part No.	Sizes	Colour
5710.RB.Y	Back width 45 mm / 4 rings	Yellow
5710.RB.B	Back width 45 mm / 4 rings	Black
5710.RB.Y.30	Back width 30 mm / 4 rings	Yellow
5710.RB.B.30	Back width 30 mm / 4 rings	Black

IDP-STAT® MOUSEPAD



- Dissipative Mousepad
- Cardboard with PVC film
- Outside with IDP-STAT® static dissipative film

Part No.	Sizes	Colour
5710.MP.B	225 x 185 mm	Black

TARIFOLD IDP-STAT®
MAGNETIC WALL MOUNTING FRAME

5600.150.M.CL



Mounting on aluminium profile



Easyload, top and right side open



Wall mounting



5600.150.M.WH

5600.150.M

Wall mounted, metal framed, document holding system (Easy load)

- Two open sides □
- Aluminium frame for wall mounting
- Magnetic surface to fix 10 document holders (+ fixing clamp)

Part No.

5600.150.M	Wall mounting frame with 10 document holders, incl. fixing clamp
5600.150.M.WH	Wall mounting frame (magnetic), separat, without fixing clamp
5600.150.M.CL	Fixing clamp, Unit = 2 pcs

TARIFOLD IDP-STAT®
WALL MOUNTING FRAME



Wall mounted, metal framed, document holding system


- Open top
- Stainless steel
- For 10 document holders

Part No.

5600.100	Set with 10 document holders
5600.100.1	Wall mounting frame only



TARIFOLD IDP-STAT® DIN A4 DOCUMENT HOLDERS



Accessories for wall mounting frame.

- IDP-STAT® film
- Permanent, static dissipative IDP film
- Colour: Transparent
- Frame: Black
- ESD symbol

IEC
EN

Part No.	Qty.
5600.324	1 box = 10 pieces (Standard), open top
5600.326.EL	1 box = 10 pieces (Easy Load)

TARIFOLD IDP-STAT® STAINLESS STEEL BENCHTOP FRAME



Part No.	Qty.
5600.101	With 10 document holders (Standard)

TARIFOLD IDP-STAT® DIN A4 DOCUMENT HOLDERS



- IDP-STAT® film
- Permanent, static dissipative IDP film
- Colour: Transparent
- Frame: Black
- ESD symbol

IEC
EN

Part No.	Qty.
5600.325	1 box = 10 pieces

TELESCOPIC BENCHTOP HOLDER



- Coated metal construction
- Height adjustable
- Without document holders

Part No.	Qty.
5600.120	For wall mounting frame No. 5600.100

IDP-STAT®
PVC MAGNETIC DOCUMENT HOLDER



application example



- Dissipative magnetic document holder (DIN A4 horizontal format / DIN A3 horizontal format)
- Front made of dissipative IDP-STAT® film
- Front open top
- Back made of full-surface magnetic film
- ESD symbol

Part No.	Sizes	Qty.
3016.MDT.A4	330 x 230 mm	1 pcs
3016.MDT.A3	430 x 330 mm	1 pcs

IDP-STAT®
PVC DESK MAT



- Dissipative, upwards foldable desk mat
- Contact face/surface made of dissipative IDP-STAT® film
- Back made of foam sheet
- Includes a 10 mm snap fastener
- Size: 600 x 400 mm
- ESD symbol

Part No.	
5710.SM.Y	Desk mat

ESD BAG



ESD bag made of dissipative AM110 fabric

- Size: 360 x 400 mm
- ESD symbol

Part No.	Colour
2675.T.W	White

ESD UTILITY BAG



- Dissipative bag with 2 handles
- Electrostatic dissipative polyester fabric
- Zipper

Part No.	Sizes (L x B x H)
8781.T.H	220 x 100 x 100 mm

LAMINATION POUCHES


**Lamination pouches**

- Dissipative lamination pouches
- Colour: transparent (polyester)
- Recyclable
- Transparent version: with ESD symbol
- Thickness: 2 x 100 µm
- Without ESD symbol

IEC
EN

Part No.	Size	Quantity
5720.LF.T.A4	DIN A4 (transp.)	50 pcs
5720.LF.T.A3	DIN A3 (transp.)	50 pcs

IDP-STAT® CLEAR BINDER




- **Permanent, static dissipative** PVC binder
- Made of inherently Dissipative Polymer
- Recyclable
- Standard print: ESD Symbol, Recycling Symbol and LOT No.

IEC
EN

Part No.	Size	Colour	Quantity
5710.A4.1	DIN A4	Blue/Transparent	25 pcs
5710.A4.Y	DIN A4	Yellow/Transparent	25 pcs

IDP-STAT® HANGING FOLDER

**DIN A4 hanging folder**

- Permanent, static dissipative PVC binder
- Made of Inherently Dissipative Polymer
- Recyclable
- Standard print: ESD Symbol, Recycling Symbol and LOT No.

IEC
EN

Part No.	Size	Colour	Quantity
5710.A4.H	DIN A4	Blue/Transparent	25 pcs
5710.A4.H.Y	DIN A4	Yellow/Transparent	25 pcs

IDP-STAT® CLIP BINDER

**DIN A4 clip binder**

- **Permanent** static dissipative PVC
- Made of inherently dissipative Polymer
- Transparent
- Standard print: ESD symbol, recycling symbol and LOT No.
- Recyclable

IEC
EN

Part No.	Size	Colour	Quantity
5710.A4.K.T	DIN A4	Transparent	25 pcs

IDP-STAT® DOCUMENT HOLDERS




- **Permanent** static dissipative IDP Film
- Material: Polypropylene
- Recyclable
- Standard print: ESD symbol, recycling symbol and LOT No.

IEC
EN

Part No.	Size	Quantity
3017.319.IDP	DIN A4, 0,09 mm open top, multi punched, for use in ring binders, transparent	100 pcs
3017.322.IDP	DIN A3, 0,09 mm open top, multi punched, for use in ring binders, transparent	50 pcs

IDP-STAT® DOCUMENT HOLDERS



- DIN A4 Document holders**
- **Permanent** static dissipative PVC
 - Made of inherently dissipative Polymer
 - Transparent
 - Standard print: ESD symbol, recycling symbol and LOT No.
 - Recyclable

IEC
EN

Part No.	Size	Quantity
3015.321.IDP.150.N	DIN A4, 0,15 mm 2 open sides	100 pcs
3015.321.IDP.250.N	DIN A4, 0,25 mm 2 open sides	100 pcs

IDP-STAT® DOCUMENT HOLDERS



- DIN A4 document holder**
- **Permanent** static dissipative IDP Film
 - Made of inherently dissipative Polymer (IDP)
 - Colour: Transparent (embossed surface)
 - Standard print: ESD-Logo, recycling symbol and LOT No.
 - Recyclable

IEC
EN

Part No.	Size	Quantity
3017.321.IDP.PP	DIN A4, 0,09 mm 2 open sides	100 pcs

IDP-STAT® DOCUMENT HOLDERS FOR DISPLAYS



application example

- **Permanent** static dissipative PVC
- For displays on workstations and ring binders (multiple benefits)
- Made of inherently dissipative Polymer
- Transparent
- Standard print: ESD symbol, recycling symbol and LOT No.
- Recyclable

IEC
EN

Part No.	Size	Quantity
3015.KH.IDP	DIN A4, 0,25 mm open top, multi punched, for use in ring binders or document displays	100 pcs



PERMASTAT® DOCUMENT HOLDERS ◆



- Static dissipative Polyethylene film
- Recyclable
- Standard print: ESD symbol, Recycling symbol, LOT No.

IEC
EN

Part No.	Size	Quantity
3115.321	DIN A4, 0,1 mm 2 open sides	100 pcs

PERMASTAT® DOCUMENT HOLDERS ◆




- Static dissipative Polyethylene film
- Recyclable
- Standard print: ESD symbol, Recycling symbol, LOT No.

IEC
EN

Part No.	Size	Quantity
3115.320	DIN A4, 0,1 mm open top, multi punched, for use in ring binders	100 pcs

PERMASTAT® DOCUMENT HOLDERS ◆




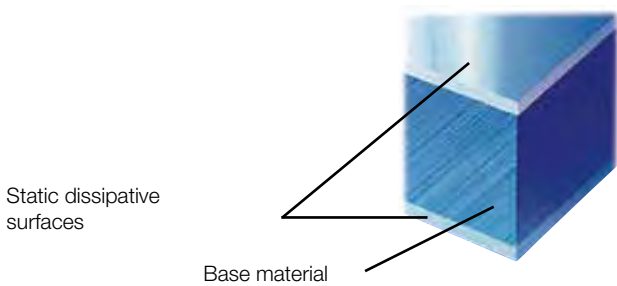
- Static dissipative Polyethylene film
- Recyclable
- Standard print: ESD symbol, Recycling symbol, LOT No.

IEC
EN

Part No.	Size	Quantity
3115.319	DIN A4, 0,1 mm clear, transparent, open top multi punched, for use in ring binders	100 pcs



Typical application



ESD-DPC-Cleaner SET

DPC- 300 plates, two sides coated, permanent static dissipative

- Material: Polycarbonate
- Dissipative Coating
- Transparent
- High impact strength
- Good mechanic workability
- Deformable
- Cleanroom compatible
- Transparent release film for protection



deformable


Typical Applications:

- Machine covers
- Conveyor covers
- Cleanroom partitions
- Protection hoods

! Custom sizes and other thickness available on request.

Part No.	Standard Thickness	Standard Size	Quantity
5233.DPC300.2	2 mm	2000 x 1000 mm	8 plates
5233.DPC300.3	3 mm	2000 x 1000 mm	6 plates
5233.DPC300.4	4 mm	2000 x 1000 mm	5 plates
5233.DPC300.5	5 mm	2000 x 1000 mm	4 plates
5233.DPC300.6	6 mm	2000 x 1000 mm	3 plates
5233.DPC300.8	8 mm	2000 x 1000 mm	2 plates
5233.DPC300.10	10 mm	2000 x 1000 mm	1 plate
2900.DPC.500.SET	Cleaner SET for DPC300 plates, 500 ml bottle with microfibre wipes		





DPF-100 is a transparent static dissipative Polyester film, 2 sides coated.

- Dissipative Polyester film
- Abrasion resistant
- Thickness: 0,1 mm
- Can be used as transparencies for copies

Part No.	Size	Quantity
5235.DPF.100	1220 mm x 100 m	1 roll
5235.DPF.100.A4	DIN A4	100 pcs
5235.DPF.100.Z	Custom size on request	


DPF-SK 100 SELF-ADHESIVE POLYESTER FILM



DPF SK 100 is a transparent static dissipative, self-adhesive Polyester film. It includes a special coating on one side and a release film on the other side. It can be applied on flat, insulative surfaces.

- Dissipative Polyester film
- Self-adhesive
- Abrasion resistant
- Thickness: 0,1 mm

Part No.	Size	Quantity
5235.DPF.SK100	1220 mm x 100 m	1 roll
5235.DPF.SK100.A4	DIN A4	100 pcs
5235.DPF.SK100.Z	Custom size on request	



Different roll widths
on request!

- Permanent static dissipative PVC film
- Volume conductive
- Width: 200 – 1000 mm
- Thickness: 2 bis 5 mm
- Length: 50 m
- Colour: translucent ($\geq 80\%$)



Typical application

Part No.

5715.02.200.50	Soft-PVC, static dissipative, width 200 mm, thickness 2 mm, 50m/roll
5715.02.300.50	Soft-PVC, static dissipative, width 300 mm, thickness 2 mm, 50m/roll



①



②



③



④



⑤



⑥



Boxes with soft conductive foam available on request.



application example

- Permanent, carbon loaded, dissipative material
- Include a dissipative PE foam insert (Typ 4550.*)
- Lid printed with ESD symbol

IEC
EN

Part No.	Sizes	Foam thickness	Quantity
① 5100.860	55 x 38 x 14 mm	6 mm	100 pcs
② 5100.861	70 x 45 x 14 mm	8 mm	100 pcs
③ 5100.862	130 x 32 x 14 mm	8 mm	100 pcs
④ 5100.864	77 x 55 x 12 mm	6 mm	100 pcs
⑤ 5100.865	117 x 90 x 21 mm	14 mm	50 pcs
⑥ 5100.866	138 x 44 x 14 mm	8 mm	100 pcs

HINGED LID BOXES CARBON



5351.1308.014



5351.1308.030



5351.1308.050



5351.2212.060

5351.1814.080

- Permanent carbon loaded dissipative
- Cover and box in one piece
- Hinge and snap closure

IEC
EN

Part No.	Inner sizes
5351.1308.014	130 x 80 x 14 mm
5351.1308.030	130 x 80 x 30 mm
5351.1308.050	130 x 80 x 50 mm
5351.1814.080	178 x 133 x 78 mm
5351.2212.060	221 x 121 x 55 mm

SMD BOXES CARBON

SMD BOXES CARBON



- Permanent carbon loaded dissipative
- Tray compatible size combination
- Spring loaded lid
- Suitable for compartmented box Part No. 5150.810 (see page 219)

IEC
EN

Part No.	Inner sizes	Quantity
5100.873	16 x 12 x 15 mm small	100 pcs
5100.874	37 x 12 x 15 mm medium	50 pcs
5100.875	40 x 37 x 15 mm big	25 pcs
5100.876	68 x 57 x 15 mm big	10 pcs



- Black with transparent metallized lid
- Permanent carbon loaded dissipative
- Tray compatible size combination
- Spring loaded lid
- Suitable for compartmented box Part No. 5150.810 (see page 219)

IEC
EN

Part No.	Inner sizes	Quantity
5100.880	16 x 12 x 15 mm small	100 pcs
5100.881	37 x 12 x 15 mm medium	50 pcs
5100.882	40 x 37 x 15 mm big	25 pcs
5100.883	68 x 57 x 15 mm big	10 pcs



HINGED LID BOXES CARBON



- Permanent carbon loaded dissipative
- Hinged lid with snap closure

IEC
EN

Part No.	Inner sizes
5150.380	185 x 108 x 10 mm

Box compartment layout		
Part No.	Inner sizes	Compartments
5150.380.F09	59 x 33 mm	9
5150.380.F15	35 x 33 mm	15
5150.380.F24	28 x 24 mm	24

HINGED LID BOXES CARBON



- Permanent carbon loaded dissipative
- Hinged lid with snap closure

IEC
EN

Part No.	Inner sizes
5150.381	185 x 108 x 29 mm

Box compartment layout		
Part No.	Inner sizes	Compartments
5150.381.F02	93 x 81 mm	2
5150.381.F12	45 x 25 mm	12
5150.381.F17	20 x 30 / 80 x 30 mm	16 + 1
5150.381.F20	20 x 30 mm	20

HINGED LID BOXES CARBON



- Permanent carbon loaded dissipative
- Hinged lid with slide closure

IEC
EN


Part No.	Inner sizes
5150.367	295 x 164 x 16 mm

Box compartment layout		
Part No.	Inner sizes	Compartments
5150.367.F54	28 x 23 mm	54
5150.367.F72	20 x 22 mm	72



- Permanent, carbon loaded, dissipative material
- 6 compartments
- Stackable

IEC
EN



Part No.	Outer Dimensions
5150.830	273 x 265 x 187 mm (W x D x H) 6 compartments drawer dimensions: 261 x 238 x 20 mm

830 box compartment layout - permanent conductive, black

Part No.	Inner Dimension	Compartments
① 5150.830.A	61 x 56 mm	16
② 5150.830.B	82 x 36 mm	18
③ 5150.830.C	34 x 36 mm	42

COMPARTMENTED BOXES



- Permanent, carbon loaded, dissipative material
- 4 compartments
- Stackable

IEC
EN





Part No.	Outer Dimensions
5150.815	266 x 365 x 305 mm (W x D x H) 4 compartments drawer dimensions: 250 x 340 x 62 mm

815 box compartment layout - permanent conductive, black

Part No.	Inner Dimension	Compartments
① 5150.815.A	116 x 160 mm	4
② 5150.815.B	75 x 105 mm	9
③ 5150.815.C	75 x 160 mm	6



COMPARTMENTED BOXES



- Permanent, carbon loaded, dissipative material
- 6 compartments
- Stackable

IEC
EN

Part No.	Outer Dimensions
5150.831	266 x 365 x 305 mm (W x D x H) 6 compartments drawer dimensions: 250 x 340 x 40 mm

831 box compartment layout - permanent conductive, black

Part No.	Inner Dimension	Compartments
① 5150.831.B	75 x 160 mm	6
② 5150.831.D	77 x 79 mm	12
③ 5150.831.G	45 x 63 mm	25

COMPARTMENTED BOXES



- Permanent, carbon loaded, dissipative material
- 6 compartments
- Stackable



Suitable for the SMD boxes
described on page 217.

IEC
EN


Part No.	Outer Dimensions
5150.810	265 x 355 x 205 mm (W x D x H) 6 compartments drawer dimensions: 250 x 340 x 22 mm



Back with recessed grip, models with X with additional rail suspension

Easy extraction due to rounded corners

- with separator



- Permanent, carbon loaded, conductive Polypropylene



Part No.	Outer Dim. (D x W x H)	Inner Dim. (D x W x H)	Stacked	pcs per box	rail suspension
① 5320.2	500 x 300 x 200 mm	425 x 280 x 183 mm	183 mm	6	–
① 5320.3	350 x 200 x 200 mm	280 x 182 x 185 mm	185 mm	8	–
① 5320.3Z	350 x 200 x 145 mm	280 x 182 x 127 mm	127 mm	12	–
① 5320.4	235 x 145 x 125 mm	180 x 127 x 108 mm	108 mm	27	X
① 5320.5	175 x 100 x 75 mm	129 x 87 x 67 mm	67 mm	40	X
① 5320.6	95 x 100 x 50 mm	60 x 87 x 44 mm	44 mm	50	X
② 5320.6D	95 x 100 x 50 mm	60 x (2 x 43) x 44 mm	44 mm	50	X

(5320.2 and 5320.3 include a handle).





- Permanent, static dissipative Polypropylene
- Made of Inherently Dissipative Polymer (IDP-STAT®)
- Stackable
- Colour: red, yellow
- With ESD Symbol, Recycling symbol and LOT-No.



Other sizes and colours available on request!

IEC
EN

Part No.	Outer Dim. (D x W x H)	Inner Dim. (D x W x H)	Stacked	pcs per box	rail suspension
red					
5321.R.3Z	350 x 200 x 145 mm	280 x 182 x 127 mm	127 mm	12	–
5321.R.4	235 x 145 x 125 mm	180 x 127 x 108 mm	108 mm	27	X
5321.R.5	175 x 100 x 75 mm	129 x 87 x 67 mm	67 mm	40	X
5321.R.6	95 x 100 x 50 mm	60 x 87 x 44 mm	44 mm	50	X
yellow					
5321.Y.3Z	350 x 200 x 145 mm	280 x 182 x 127 mm	127 mm	12	–
5321.Y.4	235 x 145 x 125 mm	180 x 127 x 108 mm	108 mm	27	X
5321.Y.5	175 x 100 x 75 mm	129 x 87 x 67 mm	67 mm	40	X
5321.Y.6	95 x 100 x 50 mm	60 x 87 x 44 mm	44 mm	50	X

Labels for storage bins

Part No.	for Part No.	Dimensions	Qty.
5320.2.ET	5320.2	82 x 42 mm	100 pcs
5320.3.ET	5320.3	79 x 43 mm	100 pcs
5320.3Z.ET	5320.3Z / 5321.R.3Z / 5321.Y.3Z	79 x 30 mm	100 pcs
5320.4.ET	5320.4 / 5321.R.4 / 5321.Y.4	80 x 29 mm	100 pcs
5320.5.ET	5320.5 / 5321.R.5 / 5321.Y.5	79 x 20 mm	100 pcs
5320.6.ET	5320.6 / 5321.R.6 / 5321.Y.6	79 x 13 mm	100 pcs

5351.4304.007.992



5351.3213.007.992



5351.6440.007.992

- Permanent, carbon loaded, conductive Polypropylene
- Stackable
- Pallet modular size
- With ESD Symbol


IEC
EN

Part No.	Outer Dim. mm (D x W x H)	Inner Dim. mm (D x W x H)	Stacked mm
5351.2108.007.992	200 x 150 x 100	155 x 106 x 96	83
5351.2113.007.992	200 x 150 x 145	155 x 106 x 142	129
5351.3208.007.992	300 x 200 x 100	254 x 154 x 96	83
5351.3213.007.992	300 x 200 x 145	254 x 154 x 141	128
5351.4304.007.992	400 x 300 x 53	354 x 254 x 49	40
5351.4308.907.992	400 x 300 x 100	354 x 254 x 96	83
5351.4313.907.992	400 x 300 x 145	354 x 254 x 141	128
5351.4320.007.992	400 x 300 x 212	354 x 254 x 208	195
5351.4326.007.992	400 x 300 x 278	354 x 254 x 274	262
5351.4332.007.992	400 x 300 x 320	354 x 254 x 317	303
5351.6404.617.992	600 x 400 x 55	554 x 354 x 41	28
5351.6408.007.992	600 x 400 x 100	554 x 354 x 95	83
5351.6413.007.992	600 x 400 x 145	554 x 354 x 141	128
5351.6420.007.992	600 x 400 x 212	554 x 354 x 208	195
5351.6426.007.992	600 x 400 x 278	554 x 354 x 273	260
5351.6432.007.992	600 x 400 x 320	554 x 354 x 316	303
5351.6440.007.992	600 x 400 x 412	554 x 354 x 407	393

WEZ BLACKLINE® – EXTENSION FRAME



U-Clips for mounting the extension frames



- Extension frame increases the usable height by 44 mm
- Suitable for WEZ tote boxes 400x300 mm or 600x400 mm, see page 223

Part No.	Outer Dimensions mm (W x D x H)	Quantity
5351.4304.700.992	400x300x44 mm	1
5351.6404.700.992	600x400x44 mm	1
5351.9980.007.000	15x11 mm	1



application example

WEZ BLACKLINE® – DIVIDERS



- Flexible partitions for individual container division
- Thickness: 3 mm (solid material), volume conductive

Part No.	Outer Dimensions mm (W x D x H)	Division
5351.2610.003.992	258 x 100 x 3 mm	23 mm
5351.3610.003.992	358 x 100 x 3 mm	29 mm
5351.5610.003.992	558 x 100 x 3 mm	33 mm
5351.3620.003.992	358 x 200 x 3 mm	64 mm
5351.5620.003.992	558 x 200 x 3 mm	73 mm



5351.XXX.000.992

- Tote boxes stay stackable even when the lids are fitted

WEZ Lids – loose

- Loose lids without fasteners

WEZ Lid with 4 swing latches

- For simple, secure fixing to tote box

WEZ Hinged lid with 2 swing latches

- For simple, secure fixing to tote box



5351.XXX.044.992



5351.XXX.032.992

**IEC
EN**

Part No.	Dimension mm
WEZ Lids - loose	
5351.3200.000.992	300 x 200
5351.4300.000.992	400 x 300
5351.6400.000.992	600 x 400
WEZ Lid with 4 swing latches	
5351.3200.044.992	300 x 200
5351.4300.044.992	400 x 300
5351.6400.044.992	600 x 400
WEZ Hinged lid with 2 swing latches	
5351.3200.032.992	300 x 200
5351.4300.032.992	400 x 300
5351.6400.032.992	600 x 400

**PAIR OF HINGES
WEZ LIDS**



**IEC
EN**

Part No.	Colour
5351.9980.011.992 Pair of hinges for WEZ lids	Black

**SWING LATCHES
WEZ LIDS**



**IEC
EN**

Part No.	Colour
5351.9980.012.994 Pair of swing latches for WEZ lids	Black



WEZ BLACKLINE® – CONDUCTIVE

STACKABLE TOTE BOXES, VERSION: FLAT BASE



5351.3204.390.992



5351.3208.397.992



5351.6426.397.992

- Standard version with flat base
- Permanent, carbon loaded, conductive Polypropylene
- Comfortable handle and hinged lid
- 3 standard sizes, in a range of heights
- With ESD Symbol

IEC
EN

Part No.	Outer Dim. mm (D x W x H)	Inner Dim. mm (D x W x H)
5351.3204.390.992	300 x 200 x 69	260 x 160 x 39
5351.3208.397.992	300 x 200 x 110	260 x 160 x 95
5351.3213.397.992	300 x 200 x 154	254 x 154 x 139
5351.4304.397.992	400 x 300 x 63	354 x 254 x 58
5351.4308.397.992	400 x 300 x 110	354 x 254 x 95
5351.4313.397.992	400 x 300 x 154	354 x 254 x 139
5351.4320.397.992	400 x 300 x 221	354 x 254 x 206
5351.4326.397.992	400 x 300 x 287	354 x 254 x 272
5351.6408.397.992	600 x 400 x 111	554 x 354 x 95
5351.6413.397.992	600 x 400 x 155	554 x 354 x 139
5351.6420.397.992	600 x 400 x 221	554 x 354 x 206
5351.6426.397.992	600 x 400 x 288	554 x 354 x 272

WEZ BLACKLINE® – CONDUCTIVE

FUTURA TOTE BOXES



5351.4312.060.992



5351.4317.060.992

- The new WEZ tote box generation for manual and mechanical handling. Suitable for any applications and uses. The new design takes into consideration sophisticated logistical requirements as well as application of current plastic injection technologies.
- Hollow corner design in combination with the upper ribbr-rim-construction offers maximum stability and torsion stiffness.
- Flat bottom with 4-side-chamfer and a tapered roof design, ensures smooth transportation on conveyor belts and other materials handling equipments.
- Integrated vertical label holders on all 4 sides for A4 sized papers.
- Mechanical lifting and moving possible with openings on the upper rim and compatible with standard available equipment.

IEC
EN

Part No.	Outer Dim. mm (D x W x H)	Inner Dim. mm (D x W x H)	Stacked mm
5351.4312.060.992	400 x 300 x 120	362 x 262 x 115	104
5351.4317.060.992	400 x 300 x 175	362 x 262 x 170	159
5351.6412.060.992	600 x 400 x 120	562 x 362 x 115	104
5351.6417.060.992	600 x 400 x 175	562 x 362 x 170	159

- Permanent, carbon loaded, conductive Polypropylene
- Stackable
- Pallet modular size
- With ESD Symbol
- Closed grip



IEC
EN

IEC
EN

Part No.	Outer Dimensions mm (W x D x H)	Inner Dimensions mm (W x D x H)	Stacked-mm
5310.05	300 x 200 x 120	270 x 170 x 117	106
5310.10.L*	400 x 300 x 120	355 x 255 x 115	104
5310.14	400 x 300 x 170	355 x 255 x 165	152
5310.20.L*	400 x 300 x 220	355 x 255 x 217	204
5310.25	400 x 300 x 270	355 x 255 x 265	252
5310.31	400 x 300 x 320	355 x 255 x 317	304

Part No.	Outer Dimensions mm (W x D x H)	Inner Dimensions mm (W x D x H)	Stacked mm
5310.15	600 x 400 x 75	555 x 355 x 70	56
5310.24	600 x 400 x 120	555 x 355 x 115	104
5310.33	600 x 400 x 150	555 x 355 x 145	131
5310.34	600 x 400 x 170	555 x 355 x 165	152
5310.42	600 x 400 x 220	555 x 355 x 215	204
5310.50	600 x 400 x 236	555 x 355 x 231	214
5310.55	600 x 400 x 280	555 x 355 x 275	261
5310.70.L*	600 x 400 x 336	555 x 355 x 332	314
5310.80	600 x 400 x 420	555 x 355 x 415	397

! See also page 195/196 for foams

NEWBOX - TOTE BOXES - CONDUCTIVE



- Stacked: 278 mm
- Permanent, carbon loaded, conductive Polypropylene
- Stackable
- Pallet modular size
- With ESD Symbol
- Closed grip
- Steckable onto 600 x 400 and 400 x 300 mm boxes


IEC
EN

Part No.	Outer Dimensions mm (W x D x H)	Inner Dimensions mm (W x D x H)	Stacked mm
5310.S.130	800 x 600 x 320	755 x 555 x 315	278



IDP-STAT® TOTE BOXES

- Permanent, static dissipative Polypropylene
- Made of Inherently Dissipative Polymer (IDP-STAT®)
- Stackable
- Pallet modular size
- With ESD Symbol, Recycling symbol and LOT No.
- Closed grip



See also page 195/196 for foams

Other sizes available on request!


IEC
EN

Part No.	Outer Dimensions mm (W x D x H)	Inner Dimensions mm (W x D x H)	Stacked mm
Yellow			
5311.Y.05	300 x 200 x 120	270 x 170 x 117	106
5311.Y.10.L*	400 x 300 x 120	355 x 255 x 115	104
5311.Y.14	400 x 300 x 170	355 x 255 x 165	152
5311.Y.20.L*	400 x 300 x 220	355 x 255 x 217	204
5311.Y.31	400 x 300 x 320	355 x 255 x 317	304
5311.Y.24	600 x 400 x 120	555 x 355 x 115	104
5311.Y.34	600 x 400 x 170	555 x 355 x 165	152
5311.Y.42	600 x 400 x 220	555 x 355 x 215	204

* Light-Version

IDP-STAT® TOTE BOXES

- Permanent, static dissipative Polypropylene
- Made of Inherently Dissipative Polymer (IDP-STAT®)
- Stackable
- Pallet modular size
- With ESD Symbol, Recycling symbol and LOT No.
- Closed grip



See also page 195/196 for foams

Other sizes available on request!

IEC
EN

Part No.	Outer Dimensions mm (W x D x H)	Inner Dimensions mm (W x D x H)	Stacked mm
Red			
5311.R.05	300 x 200 x 120	270 x 170 x 117	106
5311.R.10.L*	400 x 300 x 120	355 x 255 x 115	104
5311.R.14	400 x 300 x 170	355 x 255 x 165	152
5311.R.20.L*	400 x 300 x 220	355 x 255 x 217	204
5311.R.31	400 x 300 x 320	355 x 255 x 317	304
5311.R.24	600 x 400 x 120	555 x 355 x 115	104
5311.R.34	600 x 400 x 170	555 x 355 x 165	152
5311.R.42	600 x 400 x 220	555 x 355 x 215	204

* Light-Version

TOP COVER



IEC
EN

Part No.	Outer Dimensions
5310.43	400 x 300 mm top cover
5310.64	600 x 400 mm top cover
5310.43.PU	400 x 300 mm lid with soft dissipative PU foam, pink Part No. 4930.1.43
5310.64.PU	600 x 400 mm lid with soft dissipative PU foam, pink Part No. 4930.1.64
5310.43.PU.S	400 x 300 mm lid with soft conductive PU foam, black Part No. 4470.1.43
5310.64.PU.S	600 x 400 mm lid with soft conductive PU foam, black Part No. 4470.1.64

IDP-STAT® TOP COVER



IEC
EN

- Made of Inherently Dissipative Polymer (IDP-STAT®)

Part No.	Outer Dimensions	Colour
5311.Y.43	400 x 300 mm top cover	yellow
5311.Y.64	600 x 400 mm top cover	yellow
5311.R.43	400 x 300 mm top cover	red
5311.R.64	600 x 400 mm top cover	red

HINGED LID



hinge



IEC
EN

Part No.	Outer Dimensions	Colour
5310.32.S	300 x 200 mm top cover	Black
5311.R.32.S	300 x 200 mm top cover	Red
5311.Y.32.S	300 x 200 mm top cover	Yellow
5310.43.S	400 x 300 mm top cover	Black

TOP COVER



IEC
EN

Part No.	Outer Dimensions
5310.32.A	300 x 200 mm
5310.43.A	400 x 300 mm
5310.64.A	600 x 400 mm



application examples



④

⑤

label holder



⑦

holder for KANBAN system

application examples

Part No.	Accessories	Type
① 5310.99.2	Label clamp	stainless steel
② 5310.99.3	Sliding lock, conductive	PP, black, conductive
③ 5310.99.1	Snap lock	PP, white
④ 5221.4.IDP.250	Label holder IDP-STAT® PVC transparent, self-adhesive backing (118 x 80 x 0,25 mm), Qty 10 pcs front and back made of IDP-STAT® film	
⑤ 5221.5.IDP.250.N	Label holder IDP-STAT® PVC transparent, self-adhesive backing (118 x 74 x 0,25 mm), Qty 10 pcs front made of IDP-STAT® film, back made of insulating film	
⑥ 5221.IDP.700	Document holder IDP-STAT® PVC for hanging onto tote boxes DIN A5, 158 x 210 x 0,7 mm, folded top side 22 mm, Qty 5 pcs	
⑦ 3015.203.075.IDP	Holder for KANBAN system IDP-STAT® PVC, transparent, (203 x 75 x 0,25 mm), 1 open side, Qty 25 pcs	

BANDS FOR IC-TUBES

- Dissipative velcro band for IC tubes



Part No.	Dimension	Qty.
3410.710	710 mm length	25 pcs

- Permanent volume conductive Polypropylene
- For standard tote boxes:
600 x 400 mm
- Honeycomb profile
- Material thickness: 3 mm
- Material weight: 550 g/m²
- High abrasion resistance
- Variable storage system

application example



Standard dividers for tote boxes 600 x 400 x ... mm


Partition sizes: 553 x 353 x 80/120/180 mm (L x W x H)
 Cell size: 23 x 20 mm
 Rows / max.: 20 x 14 = 280 cells
 The individual cell sizes can be modified by removing short and long dividers

Part No.	Size (L x W x H)	Slots
Long dividers for different 600 x 400 mm tote boxes configuration		
5420.553.23.80	553 x 80 x 3 mm	21
5420.553.23.120	553 x 120 x 3 mm	21
5420.553.23.180	553 x 180 x 3 mm	21
Short dividers for different 600 x 400 mm tote boxes configuration		
5420.353.20.80	353 x 80 x 3 mm	15
5420.353.20.120	353 x 120 x 3 mm	15
5420.353.20.180	353 x 180 x 3 mm	15
Custom-made dividers on request		
5420.Z.G	Customized	

Part No.	Set includes	Dimensions
Sets		
5420.G1.80	Height: 80 mm	
	Long divider: 15 (Part No.: 5420.553.23.80) Short divider: 21 (Part No.: 5420.353.20.80)	553 x 80 x 3 mm 353 x 80 x 3 mm
5420.G1.120	Height: 120 mm	
	Long divider: 15 (Part No.: 5420.553.23.120) Short divider: 21 (Part No.: 5420.353.20.120)	553 x 120 x 3 mm 353 x 120 x 3 mm
5420.G1.180	Height: 180 mm	
	Long divider: 15 (Part No.: 5420.553.23.180) Short divider: 21 (Part No.: 5420.353.20.180)	553 x 180 x 3 mm 353 x 180 x 3 mm



- Permanent volume conductive Polypropylene
- For standard tote boxes:
400 x 300 mm
- Honeycomb profile
- Material thickness: 3 mm
- Material weight: 550 g/m²
- High abrasion resistance
- Variable storage system




Standard dividers for tote boxes 400 x 300 x ... mm

Partition sizes: 353 x 253 x 80 / 120 / 180 mm (L x W x H)
 Cell size: 20 x 20 mm
 Rows / max.: 10 x 14 = 140 cells
 The individual cell sizes can be modified by removing short and long dividers

Part No.	Size (L x W x H)	Slots
Long dividers for different 400 x 300 mm tote boxes configuration		
5420.353.20.80	353 x 80 x 3 mm	15
5420.353.20.120	353 x 120 x 3 mm	15
5420.353.20.180	353 x 180 x 3 mm	15
Short dividers for different 400x x 300 mm tote boxes configuration		
5420.253.20.80	253 x 80 x 3 mm	11
5420.253.20.120	253 x 120 x 3 mm	11
5420.253.20.180	253 x 180 x 3 mm	11
Custom-made dividers on request		
5420.Z.G	Customized	

Part No.	Set includes	Dimensions
Sets		
5420.G2.80	Height: 80 mm	
	Long divider: 11 (Part No.: 5420.353.20.80) Short divider: 15 (Part No.: 5420.253.20.80)	353 x 80 x 3 mm 253 x 80 x 3 mm
5420.G2.120	Height: 120 mm	
	Long divider: 11 (Part No.: 5420.353.20.120) Short divider: 15 (Part No.: 5420.253.20.120)	353 x 120 x 3 mm 253 x 120 x 3 mm
5420.G2.180	Height: 180 mm	
	Long divider: 11 (Part No.: 5420.353.20.180) Short divider: 15 (Part No.: 5420.253.20.180)	353 x 180 x 3 mm 253 x 180 x 3 mm



application example

- Permanent, carbon loaded, conductive Polypropylene

Part No.	Outer dimensions
5401.0253	353 x 253 x 3 mm with 2 cut edges
5401.0353	553 x 353 x 3 mm with 2 cut edges
Separator, carbon loaded conductive Polypropylene with 3 mm Polyethylene foam (glued together), with 2 cut edges	
5425.0353.0553.PE	553 x 353 x 6 mm
5425.0253.0353.PE	353 x 253 x 6 mm

! Custom sizes available on request.

CONDUCTIVE CASE



- Permanent conductive carbon loaded Polypropylene

Part No.	Description	Inner dimensions (L x W x H)
5100.K42.N	black conductive case, with foam insert	240 x 170 x 42 mm
5100.K53	black conductive case	340 x 250 x 53 mm

TRANSPORT PALLET



- Permanent, carbon loaded, conductive Polypropylene
- Half euro pallet size 800 x 600 x 150 mm
- Perforated support surface
- **Stackable**
- 3 skids
- Dynamic load up to 400 kg
- Static load up to 800 kg
- Weight: 3,8 kg
- ESD-Symbol

Part No.	Outer dimensions
5395.400.S	800 x 600 x 150 mm

TRANSPORT PALLET



- Permanent, carbon loaded, conductive Polypropylene
- Pallet can be reinforced with 3 galvanized metal pipes
- Euro pallet size 1200 x 800 x 150 mm
- Static load up to 4.000 kg
- Dynamic load up to 1.000 kg
- ESD-Symbol
- Stackable
- Weight: 11 kg
- With 7 mm frame
- Shelf load without pipes: 400 kg
with pipes: 800 kg

Part No.	Outer dimensions	Description
5395.800	1200 x 800 x 150 mm	Transport pallet
5395.800.MS		3 metal pipes

TRANSPORT PALLET CLOSED TOP SURFACE



- Dimension: 1200 x 800 x 155 mm
- Permanent, carbon loaded, conductive Polypropylene
- Euro pallet size 1200 x 800 x 155 mm
- Static load up to 7.500 kg
- Dynamic load up to 2.500 kg
- Closed top surface with 10 mm frame
- Weight: approx. 15 kg
- ESD-Symbol
- Suitable for the stackable frames 5395.AR
- Shelf load: 500 kg

Part No.	Outer dimensions
5395.PAL	1200 x 800 x 155 mm



LOAD-BEARING PROPERTIES

Transport pallets have different load-bearing properties:

- **Dynamic load:**
During the transport with a fork lift.
- **Static load:**
When storing the pallets on a solid ground.
- **Shelf load:**
When storing the pallets in a shelf.



STACKABLE FRAME FOR PALLET



- Variable stacking of frames
- Frames with 4 corner hinges, foldable
- Material: conductive PS, carbon loaded
- Dimension: 1200 x 800 x 200 mm
- Weight: about 5,2 kg
- With ESD Symbol
- Suitable for the transport pallets 5395.PAL + 5395.800

Part No.	Outer dimensions	Inner dimensions
5395.AR	1200 x 800 x 200 mm	1140 x 745 x 200 mm



5200.03.H.S

Fifo-Principle
(first in, first out)

- Permanent, conductive carbon loaded Polystyrene
- For storage of SMD reels



5200.03.H.L

Part No.	Inner dimensions (L x W x H)
5200.03.H.S	182 x 169 x 190 mm max. Ø 180 mm
5200.03.H.L	335 x 315 x 190 mm max. Ø 330 mm

SMD SPOOL RACKS



5200.04.V.S.10

- Permanent, conductive carbon loaded Polystyrene
- For storage of SMD reels

Supplied with 10 separators and a label



5200.04.V.L.10

Part No.	Outer dimensions (L x W x H)
Spool diameter: max. Ø 250 mm	
5200.04.V.S.10	450 x 240 mm
5200.04.ST.S	Single separator
Spool diameter: max. Ø 330 mm	
5200.04.V.L.10	455 x 315 mm
5200.04.ST.L	Single separator

SMD SPOOL RACKS



- Permanent, carbon loaded, conductive Polystyrene
- Stackable when empty
- With ESD and Recycling Symbol

- Suitable for:
Utility carts
Shelf storage
Tote boxes
Revolving shelves

Part No.	Outer Dimensions (W x H x D)
① 5200.01.560.365.178	560 x 365 x 178 mm Spool diameter: 330 mm Holds up to 38 spools
② 5200.02.362.188.110	362 x 188 x 110 mm Spool diameter: 180 mm Holds up to 23 spools
③ 5200.02.600.200.100	600 x 200 x 100 mm Spool diameter: 180 mm Holds up to 42 spools


SPOOL RACK SEPARATORS



- Permanent, carbon loaded, conductive Polystyrene

Part No.	Dimensions	Qty.
5200.180.180.2	180 x 180 x 2 mm for 180 Ø	10 pcs
5200.330.165.2	330 x 165 x 2 mm for 330 Ø	10 pcs
5200.330.330.2	330 x 330 x 2 mm for 330 Ø	10 pcs

METAL SMD SPOOL RACK



- Galvanized steel, rugged construction
- For Spool diameter 180 - 380 mm
- Holds up to 14 spools
- Stainless steel partitions, 20 mm distance, variable
- Linkable, 300 mm width blocks
- Plastic stands
- Labelling frame optional

Part No.	Description	Dimensions (L x W x H)
5330.14	SMD spool rack	300 x 285 x 175 mm
5330.14.BS	labelling frame	300 x 45 x 15 mm

IEC
EN

CONDUCTIVE PCB RACK



- Permanent black conductive Polypropylene
- Capacity: 25 boards
- Distance between two slots: app 9,5 mm

Part No.	Outer Dimensions (L x W x H)
5366.210.S	210 x 275 x 95 mm, 3 mm slot
5366.350.L	350 x 270 x 130 mm, 2,4 mm slot

FOAM PCB HOLDER



- Made of dissipative PE hard foam
- Permanent, static dissipative, carbon loaded foam
- Cross linked, closed cell
- Abrasion resistant, non-corrosive
- 25 slots / width of slots: 3 mm / length of slots: 12 mm
- Two cut edges

Part No.	Dimensions
4550.25.0255.LP	355 x 255 x 25 mm


DISSIPATIVE PCB HOLDER



- Permanent, carbon loaded, dissipative Polypropylene
- For storage of printed circuit boards
- Capacity: Long side up to 19 PCB's, short side up to 13 PCB's
- Naps Ø 15 mm
- Distance between naps 1,8 mm

Part No.	Dimensions
5366.350.250.G	357 x 257 x 14 mm

DISSIPATIVE PCB HOLDER



- Permanent, carbon loaded, dissipative Polypropylene
- For storage of printed circuit boards
- Capacity: Long side up to 29 PCB's, short side up to 19 PCB's
- Naps 14 mm, quadratic
- Distance between naps 3 mm

Part No.	Dimensions
5366.550.350.L	557 x 357 x 22mm
5366.550.350.TB	Carrying handle

PCB RACK STANDARD SIZES

The versatile conductive PCB racks are made of volume conductive polypropylene and are an ideal aid in the production, storage and transportation of PCB's.

- The stable and non-flexing construction of the racks allows manual and automatic handling
- Stackable if the same size is used
- Numbered slots with slot stop
- Slot width 2,5 mm
- Pitch 15,3 mm
- Colour: black
- Recyclable



Part No.	Outer Dim. (L x W x H)	Max. length of PCB	Slot	Number of slots
Layout 1: Consists of 2 side walls, 2 aluminium rails and screws				
5345.EL.V1	150 x 95 x 250 mm	135 mm	90 mm	15
5345.EL.V2	350 x 95 x 250 mm	335 mm	90 mm	15
5345.EL.V3	250 x 190 x 350 mm	235 mm	185 mm	22
5345.EL.V4	550 x 190 x 350 mm	535 mm	185 mm	22
Layout 2: Consists of 2 side walls, 1 double-sided center wall, 2 aluminium rails and screws				
5345.EL.V5	250 x 190 x 350 mm	95 + 95 mm	185 mm	22 + 22
5345.EL.V6	550 x 190 x 350 mm	254 + 254 mm	185 mm	22 + 22

PCB RACK SINGLE COMPONENTS



Horizontal usage



Vertical usage



Part No.	Standard sizes
Aluminium profile rails (Pair)	
5345.EL.F1	152 x 53 mm
5345.EL.F2	252 x 53 mm
5345.EL.F4	352 x 53 mm
5345.EL.F6	552 x 53 mm



Part No.	Sizes	Number of slots	Slot width	Slot depth	Slot splitting
Walls (including screws)					
5345.EL4.1	350 x 30 x 190 mm	22	2,5 mm	3,0 mm	15,3 mm
5345.EL4.2	350 x 35 x 190 mm	22 + 22	2,5 mm	3,0 mm	15,3 mm
5345.EL3.1	250 x 30 x 95 mm	15	2,5 mm	3,0 mm	15,3 mm



The electrostatic conductive PCB holders made of volume-conductive polypropylene are the optimal systems for transporting and storing PCBs and electronic components. Due to the modular principle, this system offers the possibility to adapt the dimensions of the PCB racks to the respective requirements. All parts can be purchased individually and separately!

- Can be used in manual and fully automatic production processes
- Stable and torsion resistant
- Numbered slots
- Colour: black
- Base material: Polypropylene (PP)
- Conductive additive: carbon

Wall

Part No.	5350.2510.000.992	5350.3510.000.992
Dimensions mm	255 x 80 x 13,5	355 x 80 x 13,5
Number of slots	20	30
Slot width mm	3,5	3,5
Slot depth mm	2,5	2,5
Slot splitting mm	10,16	10,16



5350.2510.000.992



5350.3510.000.992

Rack profile rails

Part No.	Description	Dimensions mm
5350.9980.149.156	Rack profile rails	156
5350.9980.149.256	Rack profile rails	256
5350.9980.149.356	Rack profile rails	356
5350.9980.149.556	Rack profile rails	556
5350.9980.149.Z	Rack profile rails	custom sizes



Slot stops

Part No.	Description	1 Qty
5350.9980.152.000	Slot stop RS100	100 pcs

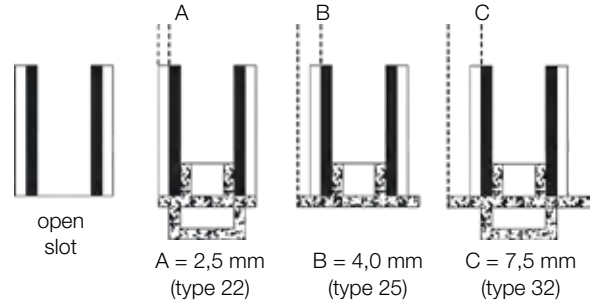


Slot stops





Slot stops for 180 series

**Wall 300/322 double sided**

Part No.	5350.2518.000.992	5350.2518.900.992	5350.2518.022.992	5350.2518.922.992
Dimensions mm	255 x 180 x 22	255 x 180 x 22	255 x 180 x 22	255 x 180 x 22
Number of slots	20	20	20	20
Slot width mm	3,5	3,5	3,5	3,5
Slot depth mm	2,5	2,5	2,5	2,5
Slot splitting mm	10,16	10,16	10,16	10,16
Slot stops type	without	without	22 (A)	22 (A)
Alu reinforcement	No	Yes	No	Yes

**Doublewall 300/322 double sided**

Part No.	5350.2534.000.992	5350.2534.900.992	5350.2534.022.992	5350.2534.922.992
Dimensions mm	255 x 345 x 22	255 x 345 x 22	255 x 345 x 22	255 x 345 x 22
Number of slots	20 + 20	20 + 20	20 + 20	20 + 20
Slot width mm	3,5	3,5	3,5	3,5
Slot depth mm	2,5	2,5	2,5	2,5
Slot splitting mm	10,16	10,16	10,16	10,16
Slot stops type	without	without	22 (A)	22 (A)
Alu reinforcement	No	Yes	No	Yes

**Wall 400/422/432 double sided**

Part No.	5350.3518.000.992	5350.3518.900.992	5350.3518.022.992	5350.3518.922.992
Dimensions mm	355 x 180 x 22	355 x 180 x 22	355 x 180 x 22	355 x 180 x 22
Number of slots	30	30	30	30
Slot width mm	3,5	3,5	3,5	3,5
Slot depth mm	2,5	2,5	2,5	2,5
Slot splitting mm	10,16	10,16	10,16	10,16
Slot stops type	without	without	22 (A)	22 (A)
Alu reinforcement	No	Yes	No	Yes



Part No.	5350.3518.032.992	5350.3518.932.992
Dimensions mm	355 x 180 x 32	355 x 180 x 32
Number of slots	30	30
Slot width mm	3,5	3,5
Slot depth mm	2,5	2,5
Slot splitting mm	10,16	10,16
Slot stops type	32 (C)	32 (C)
Alu reinforcement	No	Yes

Doublewall 400/422/432 double sided

Part No.	5350.3535.000.992	5350.3535.900.992	5350.3535.022.992	5350.3535.922.992
Dimensions mm	355 x 345 x 22	355 x 345 x 22	355 x 345 x 22	355 x 345 x 22
Number of slots	30 + 30	30 + 30	30 + 30	30 + 30
Slot width mm	3,5	3,5	3,5	3,5
Slot depth mm	2,5	2,5	2,5	2,5
Slot splitting mm	10,16	10,16	10,16	10,16
Slot stops type	without	without	22 (A)	22 (A)
Alu reinforcement	No	Yes	No	Yes



Part No.	5350.3535.032.992	5350.3535.932.992
Dimensions mm	355 x 345 x 32	355 x 345 x 32
Number of slots	30 + 30	30 + 30
Slot width mm	3,5	3,5
Slot depth mm	2,5	2,5
Slot splitting mm	10,16	10,16
Slot stops type	32 (C)	32 (C)
Alu reinforcement	No	Yes

Wall 600/625 double sided

Part No.	5350.5518.000.992	5350.5518.025.992
Dimensions mm	555 x 180 x 25	555 x 180 x 25
Number of slots	49	49
Slot width mm	3,5	3,5
Slot depth mm	2,5	2,5
Slot splitting mm	10,16	10,16
Slot stops type	without	25 (B)
Alu reinforcement	Yes	Yes



Doublewall 600/625 double sided

Part No.	5350.5535.000.992	5350.5535.900.992	5350.5535.025.992	5350.5535.925.992
Dimensions mm	555 x 345 x 22	555 x 345 x 22	555 x 345 x 25	555 x 345 x 25
Number of slots	49 + 49	49 + 49	49 + 49	49 + 49
Slot width mm	3,5	3,5	3,5	3,5
Slot depth mm	2,5	2,5	2,5	2,5
Slot splitting mm	10,16	10,16	10,16	10,16
Slot stops type	without	without	25 (B)	25 (B)
Alu reinforcement	Yes	Yes (2 x)	Yes	Yes (2 x)



ALU-RACK PROFIL RAILS / ACCESSORIES

Accessories

Part No.	Dimensions	Dimensions mm
5350.9980.074.256	Rack profile rails	256
5350.9980.074.356	Rack profile rails	356
5350.9980.074.556	Rack profile rails	556
5350.9980.074.Z	Rack profile rails	Custom sizes

Part No.	Dimensions	1 Qty
5350.9980.077	Handle for slotted wall	1 piece

Part No.	Dimensions	1 Qty
5350.9980.076.000	Plug-in slot lock RS180	100 pcs




The versatile conductive PCB racks are made of volume conductive polypropylene and are ideal systems for storage and transportation of PCB's. Supplied as a set in 3 variants:



Variant 1

Consisting of: 2 Walls, 2 aluminium profiles and fixing material



Variant 2

Consisting of: 3 Walls, 2 aluminium profiles and fixing material

Part No.	5350.422.BS.V3	5350.422.BS.V4	5350.422.BS.V6
Version	① L x W x H	② L x W x H	③ L x W x H
Dimensions mm	256 x 180 x 355	556 x 180 x 355	556 x 180 x 355
PCB max. length	215	515	250 + 250
PCB max. width	165	165	165
Number of slots	30	30	30
Slot width mm	3,5	3,5	3,5
Slot depth mm	2,5	2,5	2,5
Slot splitting mm	10,16	10,16	10,16
Slot stops type	without	without	without

Accessories

Part No.	Dimensions	1 Qty
5350.9980.076.000	Plug-in slot lock RS180	100 pcs





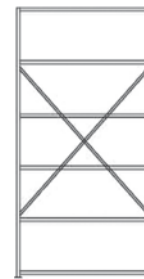
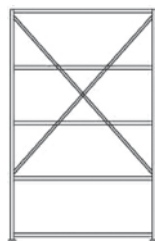
Height in mm:

2000

2500



Do it yourself system



Width in mm:	1030	1000	1030	1000
Description:	Standard shelf	Optional shelf	Standard shelf	Optional shelf
Number of shelves:	5	5	6	6

Depth in mm	Shelf load-bearing	Part No.			
400	100 kg	5370.RB.1111	5370.RB.1131	5370.RB.1171	5370.RB.1191
500	100 kg	5370.RB.1112	5370.RB.1132	5370.RB.1172	5370.RB.1192
600	100 kg	5370.RB.1113	5370.RB.1133	5370.RB.1173	5370.RB.1193

Stability and flexibility are the key concepts behind our galvanized steel shelving system. The system is easy to assemble and may be extended in either direction.

- Posts made of profiled steel 30 x 30 mm
- Rugged galvanized steel shelves
- Shelves thickness - 40 mm
- Adjustable at 50 mm increments
- Stackable
- Shelves width: 970 mm
- Shelves depth: 400 / 500 / 600 mm
- Posts length: 2000 / 2500 mm
- Load-bearing capacity: 100 kg

Optional

Part No.	for shelf - Part No.
Side plates made of galvanized steel, 0,75 mm thickness	
5370.RB.1111.SP.A	5370.RB.1111
5370.RB.1112.SP.A	5370.RB.1112
5370.RB.1113.SP.A	5370.RB.1113
Back plates made of galvanized steel, 0,75 mm thickness	
5370.RB.B.P.A	5370.RB.1111
	5370.RB.1112
	5370.RB.1113
Single shelves	
5370.RB.400.SH	5370.RB.1111
5370.RB.500.SH	5370.RB.1112
5370.RB.600.SH	5370.RB.1113



Side and back wire enclosure panels on request



TRANSPORT ROLLI FOR TOTE BOXES



- Robust and durable plastic frame made of carbon loaded volume conductive polypropylene
- For transporting tote boxes (1 x 600x400 mm or 2 x 400x300 mm)
- Includes 4 swivel rubber castors $\varnothing = 100$ mm, 2 with brake
- Silent and smooth operation
- Overall load bearing up to 125 kg for a uniformly distributed load
- Weight: 4,7 kg
- ESD symbol
- Colour: black

Part No.	Dimension
5390.250	620 x 420 x 160 mm (L x W x H)

TRANSPORT ROLLI FOR TOTE BOXES



- Made of galvanized steel
- For tote boxes transport
- 4 conductive swivel rubber castors, $\varnothing 75$ mm, 2 castors with brake
- Silent and smooth operation
- Overall load bearing up to 150 kg for a uniformly distributed load
- ESD symbol

Part No.	Dimension
5390.231	615 x 415 x 135 mm (L x W x H)
5390.ZS	860 mm Pull rod (optional)

IEC
EN

TRANSPORT ROLLI - DOUBLE-DECKER



- Made of galvanized steel
- For tote boxes transport
- The upper shelf can be assembled in two positions (horizontal or inclined)
- 4 conductive swivel rubber castors, $\varnothing 75$ mm, 2 castors with brake
- Silent and smooth operation
- Overall load bearing up to 150 kg for a uniformly distributed load
- ESD symbol

Part No.	Dimension
5390.232.DS	615 x 415 x 505 mm (L x W x H)
Boxes not included	

IEC
EN

TRANSPORT ROLLI FOR TOTE BOXES

245



- Made of galvanized steel
- Includes 4 swivel rubber castors
- Conductive castors 100 mm Ø
- Silent and smooth operation
- Overall load bearing up to 150 kg for a uniformly distributed load
- ESD symbol

IEC
EN

Part No.	Dimension	Description	Castor Colour
5390.200	610 x 410 mm	2 with brake	Black
5390.800	810 x 610 mm	2 with brake	Black
5390.200.SR	610 x 410 mm	without brake	Grey
5390.200.SR.S	610 x 410 mm	2 with brake	Grey
Accessories			
5390.ZS	860 mm	Pull rod (optional)	

UTILITY CART FOR TOTE BOXES



- Made of galvanized steel
- Includes 4 swivel rubber castors, 2 with brake
- Conductive castors 100 mm Ø
- Silent and smooth operation
- Overall load bearing up to 150 kg for a uniformly distributed load
- ESD symbol
- Delivered with the handle non mounted

IEC
EN

Part No.	Dimension
5390.1198	610 x 410 mm

TRANSPORT ROLLI COLLECTOR



The electrostatic dissipative transport rolli collector is the ideal solution for moving and storing transport rollis safely.

- Made of galvanized steel
- Includes 4 swivel rubber castors, 2 with brake
- Conductive castors Ø 100 mm
- Silent and smooth operation
- Overall load bearing up to 150 kg
- Max. Load: 8 Transport Rollis part no. 5390.200 or 5390.200.SR
- ESD symbol
- For self assembly

Part No.	Dimensions
5390.200.WS	675 x 445 x 1415 mm (L x W x H)

EPA WORKSHOP TROLLEY



Other versions available on request.

- Stable steel construction
- Dissipative powder coating
- Top surface with melanin coating
- 2 shelves adjustable in a 500 mm grid
- 4 drawers : 1 x 50 / 1 x 100 / 1 x 150 7 1 x 200
- Each drawer lockable / central lock with a key
- 4 conductive castors: Ø 125 mm
- 2 conductive swivel castors with brake
- Overall load bearing: 250 kg
- ESD symbol
- pre-assembled



IEC
EN

Part No.	Dimensions
5390.LW.1001	1200 x 600 x 815 mm (L x W x H)

Optional coverings

5390.LW.1001.659	Mats for shelf storage (Part No. 1452.659.* see page 21)
5390.LW.1001.7300	ECOSTAT® Anti slip mat (Part No. 1453.7300.* see page 22)

UTILITY CART WITH FOLDABLE HANDLE



- Stainless steel construction
- 4 conductive castors: Ø 100 mm
- Includes 4 swivel rubber castors, 2 castors with brake
- Platform fitted with dissipative ECOSTAT® Anti slip mat
- Overall load bearing: 100 kg for a uniformly distributed load
- ESD symbol
- For self assembly

IEC
EN

Part No.	Dimensions
5390.KW.N	825 x 520 x 950 mm (L x W x H)

UTILITY CARTS



- Made of galvanized steel
- Conductive swivel castors
- Rubber castors
- Silent and smooth operation
- 4 conductive swivel castors, 2 with brake
- ESD symbol
- For self assembly
- **1 shelf**, fitted with dissipative ECOSTAT® Anti slip mat
- Shelf height: 180 mm
- Overall load bearing up to 125 kg for a uniformly distributed load
- Suitable for PCB racks transport
- castors Ø 100 mm

IEC
EN

Part No.	Dimensions
5390.510.N	950 x 540 x 915 mm (L x W x H)

UTILITY CART



- Made of galvanized steel
- Conductive swivel castors
- Rubber castors
- Silent and smooth operation
- 4 conductive swivel castors, 2 with brake
- ESD symbol
- For self assembly
- **2 shelves**, fitted with table mats,
- Highest shelf 730 mm
- Overall load bearing up to 150 kg for a uniformly distributed load
- Distance between shelves: 520 mm
- castors Ø 100 mm
- 3rd shelf optional, Distance between shelves: 250 mm

IEC
EN

Part No.	Shelf
5390.400	740 x 430 mm
5390.400.A	3rd shelf

UTILITY CART



- Made of galvanized steel
- Conductive swivel castors
- Rubber castors
- Silent and smooth operation
- 4 conductive swivel castors, 2 with brake
- ESD symbol
- For self assembly
- **3 shelves**, fitted with table mat
- Highest shelf, 770 mm
- Overall load bearing up to 250 kg for a uniformly distributed load
- Distance between shelves: 260 mm
- castors Ø 125 mm

IEC
EN

Part No.	shelf
5390.700	950 x 540 mm

TRANSPORT CART



- Stable steel construction
- Dissipative powder coating
- Colour: grey - RAL 7035
- Frame profile 40 x 40 mm
- 5 metal shelves – 3 shelves are height adjustable
- Shelf height 255 – 1710 mm adjustable
- Load bearing of up to 120 kg for a uniformly distributed load for each shelf
- 4 conductive castors: Ø 160 mm
- 2 conductive swivel castors with brake
- Overall load bearing: 400 kg
- ESD symbol
- For self assembly

IEC
EN

Part No.	Dimension
5390.T	1000 x 600 x 1760 mm (L x W x H)
Boxes not included	

TRANSPORT CART



- Dissipative, powder coated steel construction
- Colour: grey - RAL 7035
- Frame profile 30 x 30 mm
- Easy snap- and screw fastening
- 4 galvanized shelves in 50mm distance, height adjustable
- Shelf height 250 to 1570 mm adjustable
- Load bearing of up to 80 kg for a uniformly distributed load for each shelf
- Easy handling
- 4 conductive castors; Ø 125 mm
- 2 conductive swivel castors with brake
- Overall load bearing: 250 kg
- ESD symbol

IEC
EN

Part No.	Dimension
5390.V	1030 x 600 x 1660 mm (L x W x H)
Boxes not included	





- Made of galvanized steel
- Includes 3 height adjustable shelves
- 25 mm - adjustable
- 4 conductive rubber rolls Ø 100 mm
- 2 conductive swivel castors with brake
- ESD symbol
- Load bearing of up to 80 kg for a uniformly distributed load for each shelf
- For self assembly

IEC
EN

Part No.	Dimensions (L x W x H)
5390.1207.01	740 x 540 x 1280 mm Shelves: 625 x 405 mm
Boxes not included	
Single shelves	
5390.12072	suitable for 5390.1207.01



- Made of galvanized steel
- Includes 3 height adjustable shelves
- 25 mm - adjustable
- 4 conductive rubber rolls Ø 100 mm
- 2 conductive swivel castors with brake
- ESD symbol
- Load bearing of up to 80 kg for a uniformly distributed load for each shelf
- For self assembly

IEC
EN

Part No.	Dimensions (L x W x H)
5390.1210.01	1040 x 540 x 1280 mm Shelves: 925 x 405 mm
Boxes not included	
Single shelves	
5390.12102	suitable for 5390.1210.01

SHELF TROLLEY



optional 5390.W4.TS

Flexible shelf trolley with a wide range of varieties. The shelves can be mounted on different heights after your own need.

- Made of galvanized steel
- **4 Shelves**, fitted with table mat
- Shelves adjustable in height
- Adjustable handle
- 4 conductive swivel castors, 2 with brake \varnothing 125 mm
- Capacity: 250 kg

IEC
EN

Part No.		Dimensions (L x W x H)
5390.W4	Shelf trolley incl. 4 shelves	1395 x 470 x 1590 mm
5390.W4.TS	Leaning shelf set	1200 x 425 mm (L x W)

BIN TROLLEY




application example

Ecostat® anti slip mat for
transport carts see page 22


- Made of galvanized steel
- 25 mm - adjustable
- 4 conductive castors, 2 with brake, \varnothing 100 mm
- 4 swivel castors
- ESD symbol
- Load bearing of up to 150 kg
- **For self assembly**

IEC
EN

Part No.		Dimensions (L x W x H)
5390.FB.E	trolley, empty	470 x 585 x 1880 mm
5390.FB.R	rails (1 pair)	
5390.FB.T	shelf	



5390.FB.R



5390.FB.T

FIELD SERVICE KIT



- Portable static controlled station for mobile personnel
- Heavy-duty, dissipative Vinyl material
- Includes a 650 x 600 mm mat with 2 snaps and 2 pockets
- Carrying wallet with a snap fastener
- Includes a coil cord with an adjustable wrist strap, a 3 m grounding cord and a large alligator clip (VDE)

IEC
EN

Part No.

2400.700.KIT

ECOSTAT® SERVICE KIT



- Portable static controlled station for mobile personnel
- Permanent dissipative service kit made of Polyurethan (TPU)
- Blue mat 650 x 600 mm, with two pockets
- Quick and easy to fold
- Includes: mat with 2 x 10 mm snap, coil cord with an adjustable wrist strap, a 3 m grounding cord and a large alligator clip (VDE)

IEC
EN

Part No.

2400.FS.KIT

ESD TOOL-KIT



- For service applications
- 9-piece set conductive tools in conductive synthetic leather bag


Includes:

- Diagonal cutter 130 mm
- Nose pliers 130 mm
- 2 Slot screwdriver
- 2 Cross screwdriver
- Tweezers
- 2 Torx®-Screwdriver

Part No.

2450.WZ.KIT

BROOMS



- Static dissipative brooms with 35 mm natural bristles
- Aluminium broomstick: 1480 mm
- Brush width: 400 mm / 500 mm
- ESD symbol

Part No.	Brush width
6101.400.N	400 mm
6101.500.N	500 mm

BROOMS



- Static dissipative brooms with 35 mm nylon bristles
- Plastic broomstick: 1480 mm
- Brush width: 400 mm / 500 mm
- ESD symbol

Part No.	Brush width
6105.400.K	400 mm
6105.500.K	500 mm

DUSTPAN AND BRUSH



- Static dissipative natural bristles, 45 mm long
- Brush length: 190 mm
- Brush width: 30 mm
- Aluminium handle, 760 mm long
- Dustpan made of conductive material, width: 260 mm, height: 870 mm
- ESD symbol

Part No.	
6101.K	Dustpan and brush

BROOM AND SHOVEL SET



- Conductive, volume loaded material
- ESD symbol
- Nylon bristles

Part No.	
6105.S.290.SET	Broom and shovel set contains: 1x 6105.S.290.K 1x 6105.140.K

WORKBENCH BRUSH + DUSTPAN

6101.160.N



6101.S.290

- Conductive, volume loaded material
- ESD symbol

Workbench brush:

- Natural bristles
- Ideal for cleaning table mats
- Brush width: 160 mm

Dustpan:

- Width: 290 mm
- Depth: 190 mm

Part No.

6101.160.N Workbench brush

6101.S.290 Dustpan

DUSTPAN



- Conductive, volume loaded material
- Width: 310 mm
- Depth: 160 mm
- ESD symbol

Part No.

6105.S.290.K Dustpan

WORKBENCH BRUSH



- Conductive, volume loaded material
- Nylon bristles
- Ideal for cleaning table mats
- Brush width: 140 mm
- ESD symbol

Part No.

6105.140.K Workbench brush

SPATULA



- Conductive, volume loaded material
- Ideal for removing adhesives
- Dimensions: 75 x 250 mm
- ESD symbol

Part No.

6105.SP.75 Spatula

CONDUCTIVE BRUSHES – NYLON



Our range of conductive brushes allows thorough cleaning of ESD sensitive assemblies without the danger of high charges generated by conventional brushes. The durable, permanently conductive bristles made of nylon 6.12 ensure a controlled charge dissipation. Includes the ESD Symbol.

IEC
EN

Part No.	Size	Description
6105.RB	Ø 125 mm	Round hand brush
6105.120.K	275 mm	Small hand brush

SWEEPER WITH LONG HANDLE



With this practical and lightweight dust sweeper dirt can be picked up very quickly and easily without bending over. The hinged lid on the blade ensures safe and hygienic disposal. The sweeper stands independently in closed and opened condition.

- Permanent volume conductive polypropylen
- ESD symbol
- Recycling symbol
- Overall height: 1260 mm
- Volume: 6 litre

Part No.	Description
6105.KS.L	Sweeper with long handle

WATER BUCKET



- Permanent volume conductive polypropylen
- ESD symbol
- Recycling symbol
- Overall height: 275 mm
- Volume: 9 litre

Part No.	Description
6105.B9	Water bucket
6105.B9.D	Lid



- Permanent, carbon loaded, conductive polypropylene
- Trolley equipped with 4 conductive castors
- ESD symbol
- Recycling symbol
- Height 725 mm

Consists of: bin, lid and trolley



! Fitting waste bags (3110.890), see page 257



Part No.	Type	Size (W x D x H)
① 5180.890.SET	Set	510 x 490 x 725 mm
② 5180.890	Bin	510 x 490 x 600 mm
③ 5180.890.D	Lid	510 x 460 x 50 mm
④ 5180.890.F	Trolley	370 x 370 x 140 mm
⑤ 5180.890.D.S	Hinge for lid, Part No. 5180.890.D	





①



②



③



④



⑤



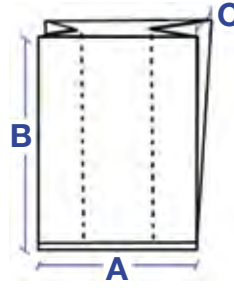
- Permanent, carbon loaded, conductive polypropylene
- ESD symbol
- Recycling symbol



Part No.	Ø	Height	Volume
① 5180.850	Ø 300 mm	320 mm	14 litres
② 5180.854	Ø 395 mm	420 mm	35 litres
③ 5180.855	330 x 330 mm	530 mm	40 litres
④ 5180.860	280 x 555 mm	590 mm	60 litres
⑤ 5180.860.D	Lid for 5180.860		

Fitting waste bags, see page 203

① 3110.850
② 3110.850.2
③ 3110.850.1
④ 3110.890



Gusseted bags

- Static dissipative Polyethylene
- Recyclable
- ESD symbol
- Recycling symbol
- Colour: Pink



IEC
EN

Part No.	Sizes (A + C x B)	Volume	Quantity	suitable for Part No.
3110.850	300 + 200 x 600 x 0,020 mm	30 litres	500 Gusseted bags/roll	5180.850
3110.850.2	380 + 320 x 1100 x 0,060 mm	120 litres	100 Gusseted bags/roll	5180.854
3110.890	500 + 400 x 1200 x 0,080 mm	190 litres	100 Gusseted bags/roll	5180.890
3110.853	750 + 750 x 1800 x 0,080 mm	600 litres	75 Gusseted bags/roll	
3110.850.1	700 x 1100 x 0,060 mm	120 litres	100 bags/roll for waste basket	5180.SH.125

ESD WIPES



- Static dissipative ESD wipes for use with normal cleaning fluids
- 67% Polyester, 29 % Micro Denier Nylon, 4 % Carbon coated yarn
- Good solvent resistance, lint free
- Size: 230 x 230 mm
- Colour: white
- Not washable

Part No.	Quantity
8850.WP	50 pcs

ESD WIPES



- Static dissipative ESD wipes for use with normal cleaning fluids
- 100% knitted polyester
- Good solvent resistance, lint free
- Size: 230 x 230 mm
- Colour: pink
- Not washable

Part No.	Quantity
6200.20	50 pcs



TRASH BAG HOLDER



- Galvanized steel construction
- 4 conductive swivel castors
- ESD symbol
- Volume 125 litre
- Load bearing of up to 30 kg
- For self-assembly

Part No.	Size (W x D x H)
5180.SH.125	450 x 380 x 900 mm
3110.850.1	700 x 1100 x 0,060 mm Suitable waste bag

CLEANING TROLLEY



- Easy manageable and flexible cleaning trolley
- Adapted for 125 litre waste bag
- 4 swivel wheels with ball bearing, 2 with brake

Part No.	Size (W x D x H)
5180.RW	900 x 550 x 1000 mm



- EPA vacuum cleaner for usage in Electrostatic Protected Areas
- Silent motor, extreme quiet vacuuming at 54dB (at lowest level)
- HEPA-Filter H13
- Chassis with 5 conductive twin swivel castors
- Operating radius: 15 m
- Weight: 5,8 kg
- Capacity: 8 Liters
- Safety class 1
- 900 Watt

Includes:

Vacuum cleaner, 12 m power cable, 2,5 m flexible pipe, 1 m pipe and 3 accessories (see picture), filter

Part No.	Type	Quantity
7350.VAC.EPA	EPA-VAC vacuum cleaner	1 Set
Filter/spareparts		
7350.VAC.EPA.MVB	Micro-fleece dust bag-pack (Dust class M)	5 pieces
7350.VAC.EPA.HF	HEPA-filter (H13)	1 piece
7350.VAC.EPA.MSF	Motor protection filter	1 piece
7350.VAC.EPA.FSF	Permanent fine dust filter	1 piece

ESD FLOOR POLISH

- Dissipative floor wax
- Suitable for normal PVC, linoleum and parquet floors
- High gloss, durable finish
- Effective and economical
- Easy to apply
- Recoating needed on a regular basis
- Approximate floor coverage 40 m²/litre

Part No.	Quantity
2900.581.1	5 litres

ESD FLOOR STRIPPER

- Floor Stripper for use with ESD floors
- Removes safely and effectively layers of floor polish
- Use the floor stripper before applying floor polish for the first time
- Consumption: app. 1 litre concentrate / 10 m²

Part No.	Quantity
2900.580	5 litres

ESD FLOOR CLEANER

- Special cleaner for ESD floors
- Protects against the deterioration of the static dissipative properties
- Removes grease and dirt

Part No.	Quantity
2900.560.1	5 litres

ESD CLEANER

- Special cleaner for dissipative and conductive surfaces
- Protects against deterioration of the static dissipative properties
- Removes liquid spill stains, flux, residues, grease and dirt
- Trigger-spray bottle for easy application


Part No.	Quantity
2900.570	1 litre spray bottle
2900.571.1	5 litres



application examples

application examples

- Tacky mats for clean rooms
- 30 Polyurethane layers per mat
- Pressure sensitive tacky surface
- Removes dirt and particles from footwear and castors



8160.2645.ZB

Part No.	Colour	Dimension	Qty.
8160.2645.B	Blue	660 x 1140 mm	4 mats
8160.2645.W	White	660 x 1140 mm	4 mats
8160.2645.ZB	Non-slip base for tacky mats		

DIRT TRAP MAT



This „anti slip“ dirt trap mat in the size 660 x 1140 mm can be used as a single item or can be used together with the non-slip base 8160.2645.ZB

Part No.	Dimension
8160.2645.SM	660 x 1140 mm
8160.2645.ZB	Non-slip base





Website



Wolfgang Warmbier[®]

STATIC CONTROL MATERIALS AND SYSTEMS

Wolfgang Warmbier GmbH & Co. KG Systeme gegen Elektrostatik

Untere Gießwiesen 21 Postfach 13 28 Phone: +49 77 31 86 88-0
D-78247 Hilzingen D-78212 Singen Fax: +49 77 31 86 88-32

www.warmbier.com · E-Mail: info@warmbier.com



Contact

Follow us:

